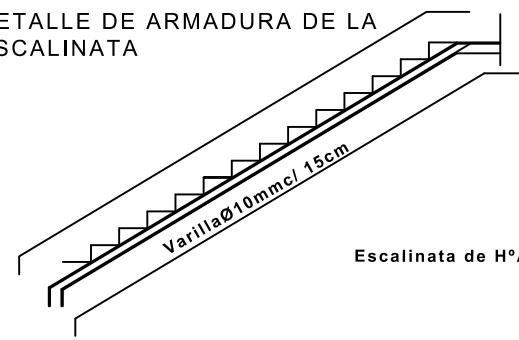
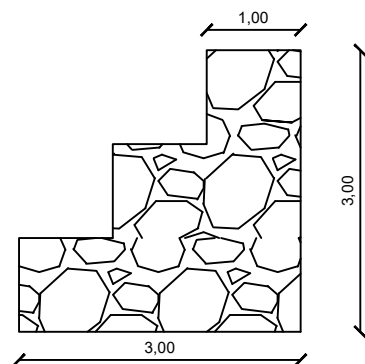
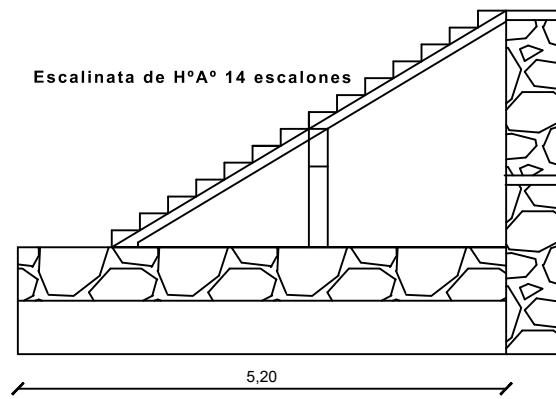


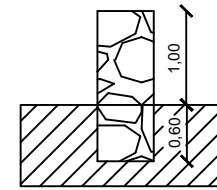
DETALLE DE ARMADURA DE LA ESCALINATA



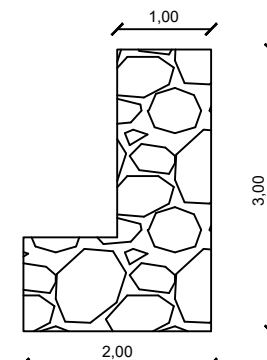
Escalinata de H°A° 14 escalones



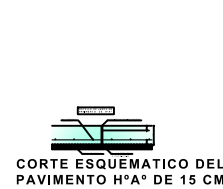
VISTA EN CORTE DEL MURO SECTOR NORTE



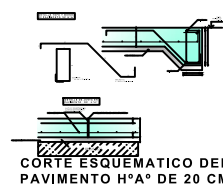
VISTA EN CORTE DEL MURO SECTOR DEPOSITO



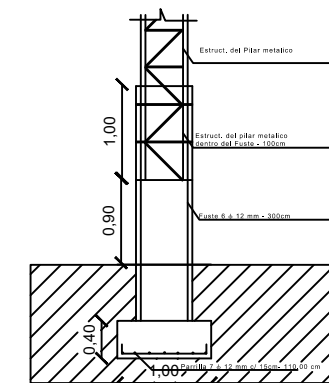
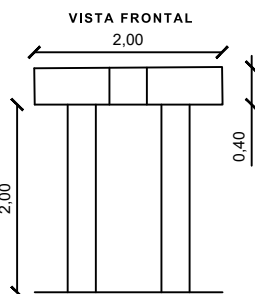
VISTA EN CORTE DEL MURO SECTOR ESTE



CORTE ESQUEMATICO DEL PAVIMENTO H°A° DE 15 CM



CORTE ESQUEMATICO DEL PAVIMENTO H°A° DE 20 CM



CORTE ESQUEMATICO DEL ELEMENTO DE ANCLAJE H°A°

