LME
An HKEX Company

LME Monthly Trading

Sep-23

Prices - Sep-23

Contract	Official Cash Settlement Price				Official 3 Month Price			
	Average	Low	High	*M/M Change %	Average	Low	High	*M/M Change %
LME Aluminium	$2,177.50	$2,132.50	$2,307.50	0.0%	$2,220.31	$2,180.00	$2,342.00	0.0%
LME Aluminium Alloy	$1,503.57	$1,483.00	$1,534.00	0.0%	$1,554.10	$1,535.00	$1,580.00	0.0%
LME NASAAC	$2,329.90	$2,272.00	$2,392.00	0.0%	$2,358.10	$2,300.00	$2,420.00	0.0%
LME Copper	$8,270.86	$8,017.00	$8,515.00	0.0%	$8,313.29	$8,075.00	$8,535.00	0.0%
LME Lead	$2,252.86	$2,181.00	$2,314.00	0.0%	$2,215.60	$2,160.50	$2,271.00	0.0%
LME Nickel	$19,629.05	$18,510.00	$20,800.00	0.0%	$19,857.62	$18,825.00	$20,960.00	0.0%
LME Tin	$25,558.57	$24,200.00	$26,400.00	0.0%	$25,767.14	$24,450.00	$26,420.00	0.0%
LME Zinc	$2,488.14	$2,406.00	$2,640.50	0.0%	$2,513.00	$2,430.00	$2,650.00	0.0%
LME Cobalt	$32,982.14	$32,970.00	$32,990.00	0.0%	$33,420.00	$33,420.00	$33,420.00	0.0%

* Percentage change in average price from previous month

Warehouse stock movements (tonnes) - Sep-23

Contract	Delivered In	Delivered Out	Net	Closing
LME Aluminium	44,325	- 65,950	- 21,625	486,775
LME Aluminium Alloy	-	-	-	1,920
LME NASAAC	-	-	-	620
LME Copper	65,350	- 325	65,025	169,300
LME Lead	28,000	- 4,525	23,475	78,325
LME Nickel	5,604	- 570	5,034	42,204
LME Tin	1,575	- 595	980	7,350
LME Zinc	16,650	- 67,450	- 50,800	102,775
LME Cobalt	-	- 1	- 1	92
Total	161,504	- 139,416	22,088	889,361

Monthly Warehouse Stock Movements

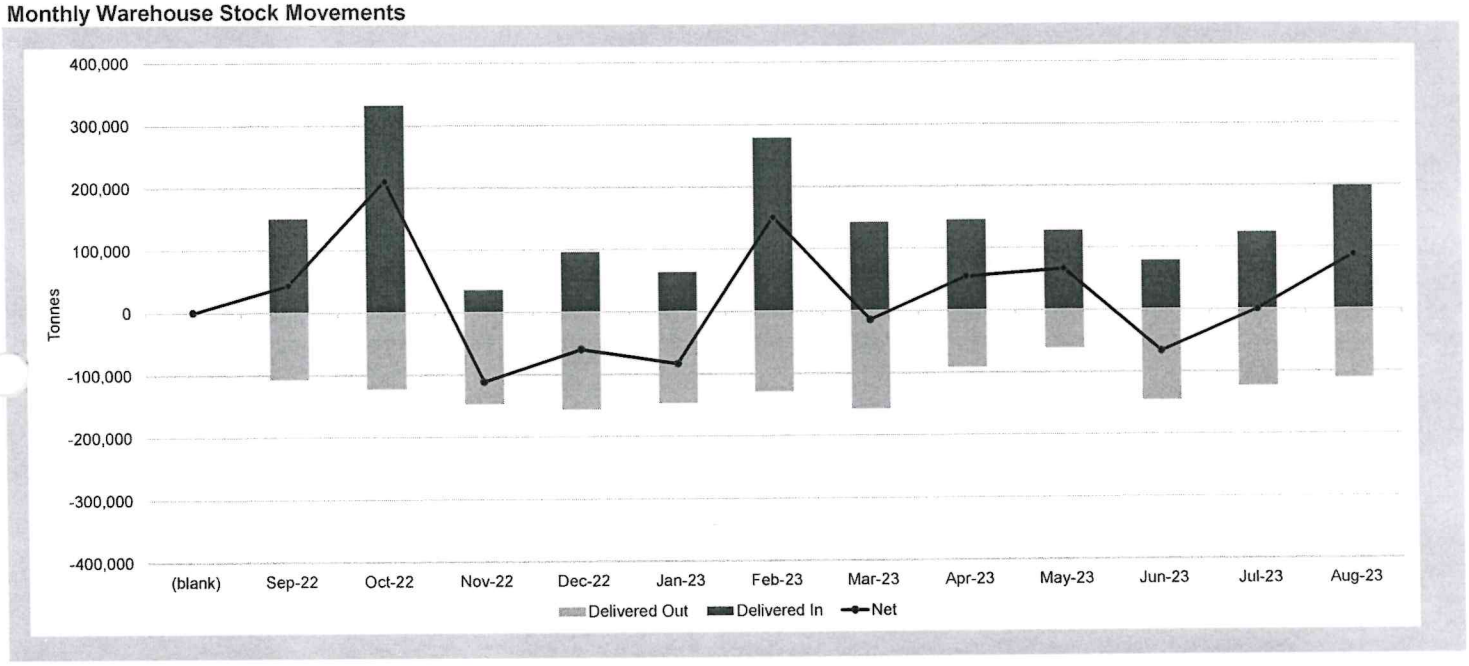

© The London Metal Exchange - An HKEX Company. 10 Finsbury Square, London EC2A 1AJ
The information contained within this presentation is for illustrative and educational purposes only and should not be relied upon in making any investment decision. The past performance of any commodity, derivative or other product referred to in the presentation cannot be relied upon as a guide to its futureperformance. Whilst every effort has been made to ensure the information is up-to-date and correct, the LME cannot guarantee that it is completely accurate and free from human error. The information is published "as is" without any warranty of any kind, express or implied, as to accuracy of the information and the LME shall not be liable for any losses or damage that mayresult from use of the presentation as a consequence of any inaccuracies in, or any omissions from, the information which it may contain. The information may not be reproduced, distributed or transmitted to any other person or incorporated in any way into another publication or other material.

Ing. Juan Carlos Pasmor M.
DR/CSO - ANDE

Ing. Gustavo Etcheverry
Jefe DR/UA - ANDE

LME
An HKEX Company

LME Monthly Trading

Aug-24

Prices - Aug-24

Contract	Official Cash Settlement Price				Official 3 Month Price			
	Average	Low	High	*M/M Change %	Average	Low	High	*M/M Change %
LME Aluminium	$2,334.33	$2,167.00	$2,520.00	-1.2%	$2,376.88	$2,226.50	$2,537.00	-1.7%
LME Aluminium Alloy	$2,481.43	$2,451.00	$2,514.00	1.2%	$2,370.00	$2,370.00	$2,370.00	1.7%
LME NASAAC	$2,500.00	$2,500.00	$2,500.00	-0.7%	$2,500.00	$2,500.00	$2,500.00	-0.7%
LME Copper	$8,963.71	$8,620.50	$9,247.50	-4.6%	$9,085.76	$8,757.00	$9,376.00	-4.7%
LME Lead	$2,002.40	$1,905.00	$2,095.00	-5.3%	$2,040.14	$1,959.00	$2,115.50	-5.3%
LME Nickel	$16,249.76	$15,660.00	$16,835.00	-0.9%	$16,495.00	$16,000.00	$17,065.00	-1.1%
LME Tin	$31,512.14	$28,900.00	$33,085.00	-1.5%	$31,559.52	$28,950.00	$33,000.00	-1.7%
LME Zinc	$2,709.76	$2,516.00	$2,885.00	-2.7%	$2,762.81	$2,571.50	$2,937.00	-2.9%
LME Cobalt	$25,276.67	$23,970.00	$26,185.00	-4.3%	$25,653.57	$24,300.00	$26,625.00	-4.5%

* Percentage change in average price from previous month

Warehouse stock movements (tonnes) - Aug-24

Contract	Delivered In	Delivered Out	Net	Closing
LME Aluminium	-	- 81,900	- 81,900	847,425
LME Aluminium Alloy	-	- 20	- 20	1,600
LME NASAAC	-	-	-	220
LME Copper	103,600	- 28,100	75,500	320,650
LME Lead	9,750	- 64,700	- 54,950	179,375
LME Nickel	10,608	- 1,242	9,366	119,316
LME Tin	870	- 940	- 70	4,630
LME Zinc	46,900	- 38,350	8,550	243,225
LME Cobalt	-	-	-	115
Total	171,728	- 215,252	- 43,524	1,716,556

Monthly Warehouse Stock Movements

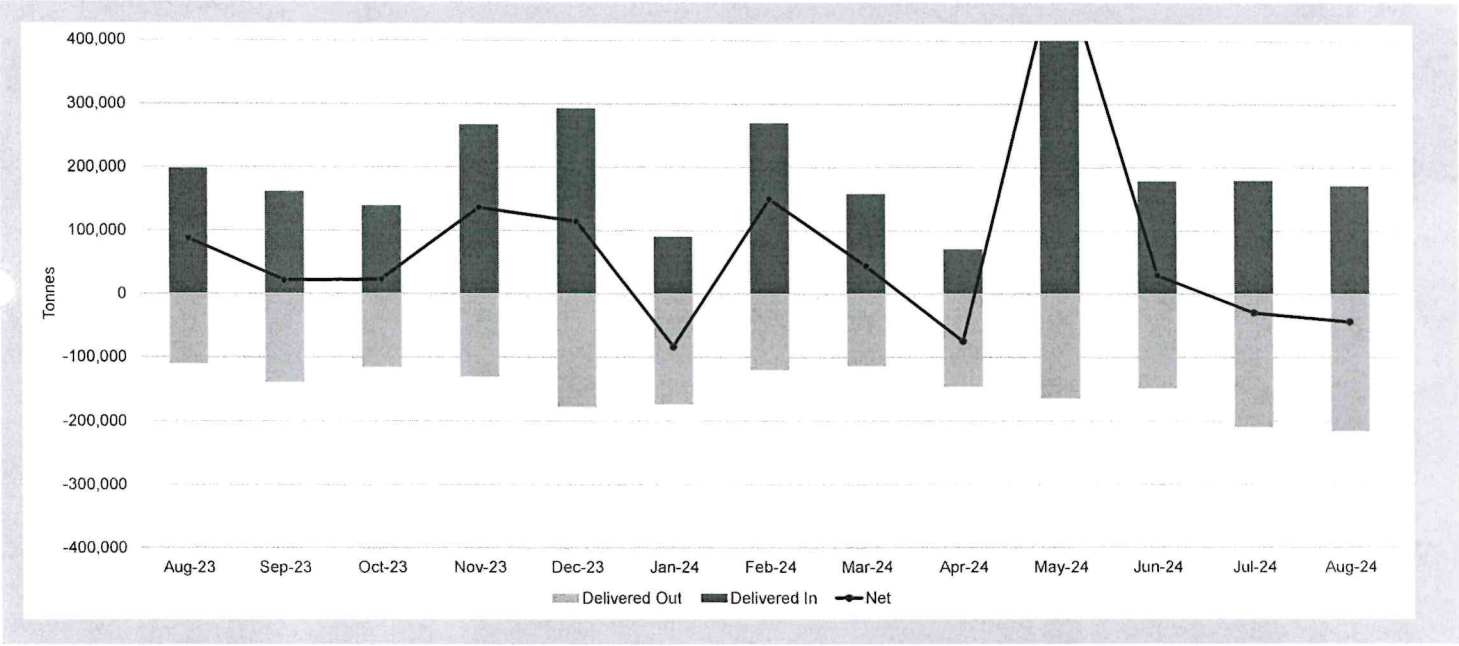

© The London Metal Exchange - An HKEX Company. 10 Finsbury Square, London EC2A 1AJ
The information contained within this presentation is for illustrative and educational purposes only and should not be relied upon in making any investment decision. The past performance of any commodity, derivative or other product referred to in the presentation cannot be relied upon as a guide to its future performance. Whilst every effort has been made to ensure the information is up-to-date and correct, the LME cannot guarantee that it is completely accurate and free from human error. The information is published "as is" without any warranty of any kind, express or implied, as to accuracy of the information and the LME shall not be liable for any losses or damage that mayresult from use of the presentation as a consequence of any inaccuracies in, or any omissions from, the information which it may contain. The information may not be reproduced, distribu ted or transmitted to any other person or incorporated in any way into another publication or other material.

Ing. Juan Carlos Pasmor M.
DR/CSO - ANDE
21 NOV 2024

Ing. Gustavo Etcheverry
Jefe DR/UA - ANDE

LME
An HKEX Company

LME Monthly Trading

Sep-24

Prices - Sep-24

Contract	Official Cash Settlement Price				Official 3 Month Price			
	Average	Low	High	*M/M Change %	Average	Low	High	*M/M Change %
LME Aluminium	$2,451.67	$2,318.00	$2,611.00	5.0%	$2,468.57	$2,333.50	$2,624.00	3.9%
LME Aluminium Alloy	$2,269.10	$2,100.00	$2,544.00	-8.6%	$2,215.24	$2,106.00	$2,360.00	-6.5%
LME NASAAC	$2,485.71	$2,450.00	$2,500.00	-0.6%	$2,485.71	$2,450.00	$2,500.00	-0.6%
LME Copper	$9,254.50	$8,830.50	$9,860.00	3.2%	$9,384.86	$8,959.00	$9,995.00	3.3%
LME Lead	$2,007.36	$1,912.00	$2,101.00	0.2%	$2,045.26	$1,953.50	$2,138.00	0.3%
LME Nickel	$16,117.86	$15,610.00	$17,005.00	-0.8%	$16,366.67	$15,830.00	$17,310.00	-0.8%
LME Tin	$31,643.81	$30,200.00	$33,325.00	0.4%	$31,670.00	$30,150.00	$33,305.00	0.4%
LME Zinc	$2,840.79	$2,653.00	$3,075.50	4.8%	$2,883.86	$2,698.50	$3,111.00	4.4%
LME Cobalt	$24,079.76	$24,005.00	$24,155.00	-4.7%	$24,300.00	$24,300.00	$24,300.00	-5.3%

* Percentage change in average price from previous month

Warehouse stock movements (tonnes) - Sep-24

Contract	Delivered In	Delivered Out	Net	Closing
LME Aluminium	4,925	- 61,900	- 56,975	790,450
LME Aluminium Alloy	-	-	-	1,600
LME NASAAC	-	-	-	220
LME Copper	13,475	- 33,950	- 20,475	300,175
LME Lead	32,450	- 12,700	19,750	199,125
LME Nickel	14,112	- 2,250	11,862	131,178
LME Tin	550	- 585	- 35	4,595
LME Zinc	40,325	- 33,675	6,650	249,875
LME Cobalt	-	-	-	115
Total	105,837	- 145,060	- 39,223	1,677,333

Monthly Warehouse Stock Movements

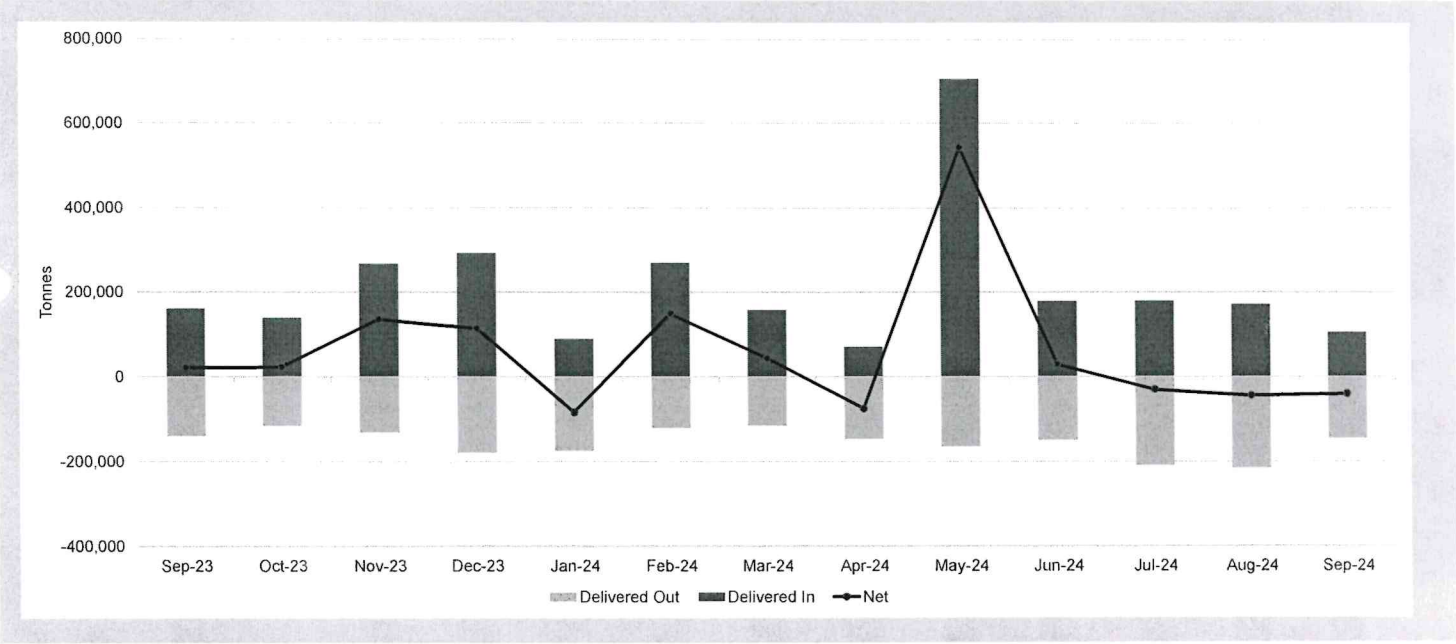

© The London Metal Exchange - An HKEX Company. 10 Finsbury Square, London EC2A 1AJ
The information contained within this presentation is for illustrative and educational purposes only and should not be relied upon in making any investment decision. The past performance of any commodity, derivative or other product referred to in the presentation cannot be relied upon as a guide to its future performance. Whilst every effort has been made to ensure the information is up-to-date and correct, the LME cannot guarantee that it is completely accurate and free from human error. The information is published "as is" without any warranty of any kind, express or implied, as to accuracy of the information and the LME shall not be liable for any losses or damage that mayresult from use of the presentation as a consequence of any inaccuracies in, or any omissions from, the information which it may contain. The information may not be reproduced, distribu ted or transmitted to any other person or incorporated in any way into another publication or other material.

Ing. Juan Carlos Pasmor M.
DR/CSO - ANDE
21 NOV 2024

Ing. Gustavo Etcheverry
Jefe DR/UA - ANDE

LME
An HKEX Company

LME Monthly Trading

Oct-24

Prices - Oct-24

Contract	Official Cash Settlement Price				Official 3 Month Price			
	Average	Low	High	*M/M Change %	Average	Low	High	*M/M Change %
LME Aluminium	$2,598.39	$2,522.00	$2,655.50	6.0%	$2,620.65	$2,541.00	$2,677.00	6.2%
LME Aluminium Alloy	$2,222.48	$2,105.00	$2,244.00	-2.1%	$2,238.61	$2,126.00	$2,255.00	1.1%
LME NASAAC	$2,450.00	$2,450.00	$2,450.00	-1.4%	$2,450.00	$2,450.00	$2,450.00	-1.4%
LME Copper	$9,539.24	$9,356.00	$9,882.50	3.1%	$9,680.72	$9,505.00	$10,024.00	3.2%
LME Lead	$2,035.96	$1,965.00	$2,110.50	1.4%	$2,078.48	$2,008.00	$2,164.00	1.6%
LME Nickel	$16,804.57	$15,530.00	$17,920.00	4.3%	$17,072.17	$15,800.00	$18,225.00	4.3%
LME Tin	$32,217.17	$30,850.00	$34,275.00	1.8%	$32,332.39	$31,035.00	$34,300.00	2.1%
LME Zinc	$3,102.91	$2,998.00	$3,237.50	9.2%	$3,105.33	$3,010.00	$3,191.00	7.7%
LME Cobalt	$24,228.91	$24,160.00	$24,270.00	0.6%	$24,300.00	$24,300.00	$24,300.00	0.0%

* Percentage change in average price from previous month

Warehouse stock movements (tonnes) - Oct-24

Contract	Delivered In	Delivered Out	Net	Closing
LME Aluminium	3,425	- 57,675	- 54,250	736,200
LME Aluminium Alloy	40	- 20	20	1,620
LME NASAAC	-	-	-	220
LME Copper	11,400	- 40,200	- 28,800	271,375
LME Lead	2,400	- 11,925	- 9,525	189,600
LME Nickel	17,982	- 2,340	15,642	146,820
LME Tin	615	- 540	75	4,670
LME Zinc	38,525	- 41,325	- 2,800	247,075
LME Cobalt	15	-	15	130
Total	74,402	- 154,025	- 79,623	1,597,710

Monthly Warehouse Stock Movements

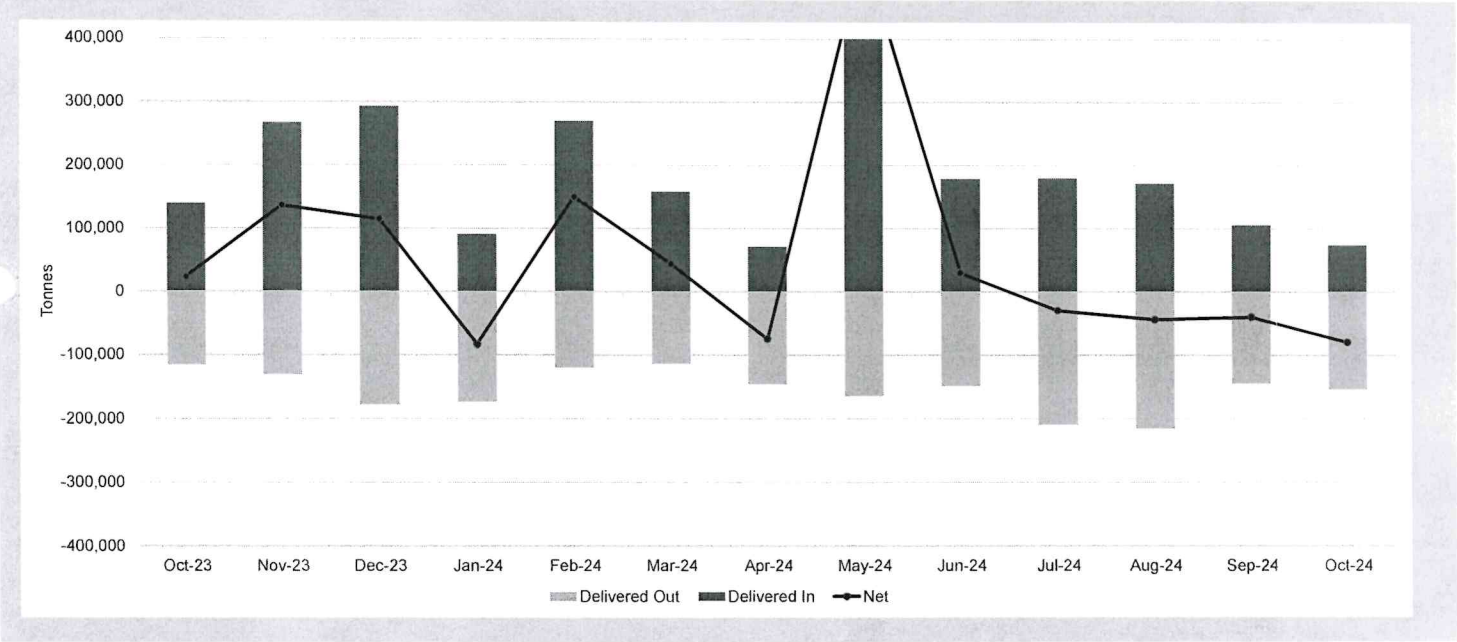

© The London Metal Exchange - An HKEX Company. 10 Finsbury Square, London EC2A 1AJ
The information contained within this presentation is for illustrative and educational purposes only and should not be relied upon in making any investment decision. The past performance of any commodity, derivative or other product referred to in the presentation cannot be relied upon as a guide to its future performance. Whilst every effort has been made to ensure the information is up-to-date and correct, the LME cannot guarantee that it is completely accurate and free from human error. The information is published "as is" without any warranty of any kind, express or implied, as to accuracy of the information and the LME shall not be liable for any losses or damage that mayresult from use of the presentation as a consequence of any inaccuracies in, or any omissions from, the information which it may contain. The information may not be reproduced, distribu ted or transmitted to any other person or incorporated in any way into another publication or other material.

Ing. Juan Carlos Pasmor M.
DR/CSO - ANDE
21 NOV 2024

Ing. Gustavo Etcheverry
Jefe DR/UA - ANDE