Certificado por IDEAL INDUSTRIES, Inc. - Reporte de medida

Nombre del trabajo: CSJ_P6_S.job
Compañía: TEISA

Fecha del reporte: lunes, 31 de mayo de 2021 05:22 p. m.
Versión: 1.3.2

Sumario:

Todos los cables	Par trenzado	Coax/Twinax	Fibra
Total: 13	Total: 13	Total: 0	Total: 0
Pasa: 13	Pasa: 13	Pasa: 0	Pasa: 0
Falla: 0	Falla: 0	Falla: 0	Falla: 0
Longitúd total: 410,2m	Longitúd total: 410,2m	Longitúd total: 0m	Longitúd total: 0m

Pasa

Nombrede la medida: D01
Límite a medida: Cat 6A UTP Perm
MFGDB:
LANTEK II-500 [1146004/1140507]
ID del adaptador: 6014, CAT6A,0656,Rev.P
Notas de usuario:

NVP: 72
Estándar: TIA 568-C.2
Rango de frequencia: 1 - 500MHz
Firmware 2.052

Fecha de la medida: 26/5/2021
Hora de la medida: 09:41:50
Operador: TEISA
Contratista: 01
Compañía: TEISA

		Valor del peor escenario		Pares	Límite	Margen		Pares	Peor valor absoluto	Límite	Margen
Mapeado de hilos	✓	N/D		N/D	N/D	N/D					
Longitúd	✓	22,5 m.		5,4	90,0 m.	67,5 m.					
Resistencia DC	✓	3,6 ohms		5,4	20,0 ohms	16,4 ohms					
Retarde de propagación	✓	113,2 ns		7,8	498,0 ns	384,8 ns					
Desviación de retardo	✓	9,0 ns		7,8	44,0 ns	35,0 ns					
Atenuación	✓	0,8 dB @ 3,1MHz	DH	5,4	< 3,1 dB	2,3 dB	DH	5,4	9,0 dB @ 494,0MHz	< 43,4 dB	34,4 dB
Pérdida de retorno	✓	12,0 dB @ 367,0MHz	DH	3,6	> 8,4 dB	3,6 dB	DH	3,6	12,0 dB @ 367,0MHz	> 8,4 dB	3,6 dB
NEXT	✓	28,9 dB @ 500,0MHz	DH	7,8-3,6	> 26,7 dB	2,2 dB	DH	7,8-3,6	28,9 dB @ 500,0MHz	> 26,7 dB	2,2 dB
ACR-N	✓	50,0 dB @ 153,5MHz	DH	5,4-1,2	>= 16,2 dB	33,8 dB	DH	7,8-3,6	20,8 dB @ 500,0MHz	>= -17,1 dB	37,9 dB
ACR-F	✓	63,0 dB @ 5,5MHz	DH	5,4-7,8	> 49,4 dB	13,6 dB	DH	5,4-7,8	27,9 dB @ 461,0MHz	> 10,9 dB	17,0 dB
Encabezado	N/D	18,2 dB		N/D	N/D	N/D					
PS NEXT	✓	26,7 dB @ 500,0MHz	DH	3,6	> 23,8 dB	2,9 dB	DH	3,6	26,7 dB @ 500,0MHz	> 23,8 dB	2,9 dB
PS ACR-N	✓	41,8 dB @ 155,0MHz	DH	5,4	> 13,5 dB	28,3 dB	DH	3,6	18,6 dB @ 500,0MHz	> -20,0 dB	38,6 dB
PS ACR-F	✓	62,1 dB @ 5,5MHz	DH	5,4	> 46,4 dB	15,7 dB	DH	5,4	26,9 dB @ 461,0MHz	> 7,9 dB	19,0 dB

Mapeado de hilos

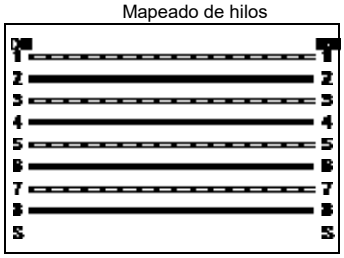

Atenuación

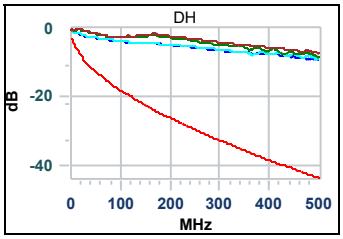

Pérdida de retorno

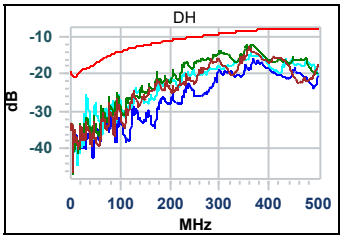

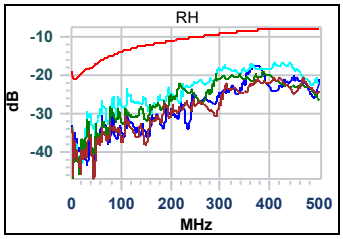

NEXT

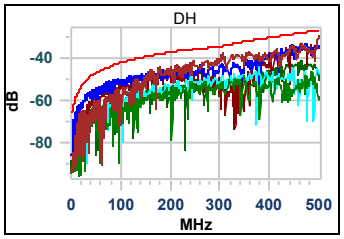

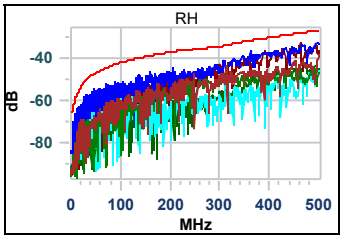

ACR-N

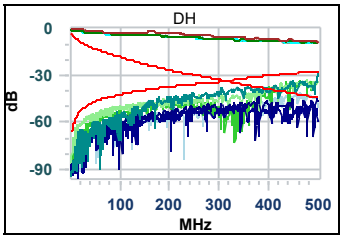

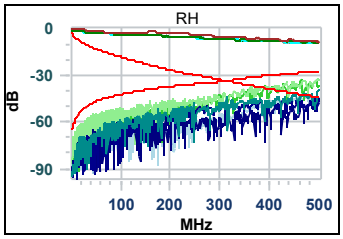

ACR-F

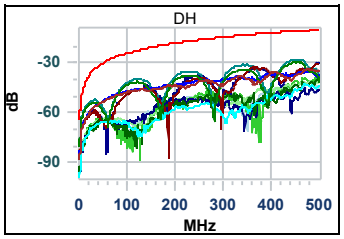

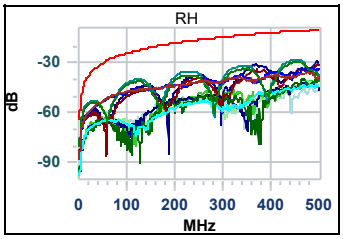

PS NEXT

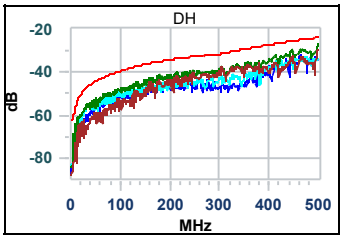

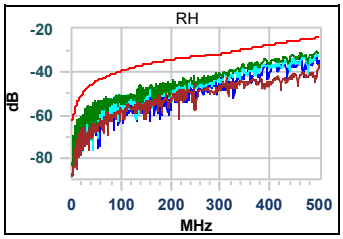

PS ACR-N

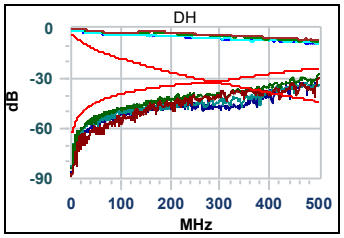

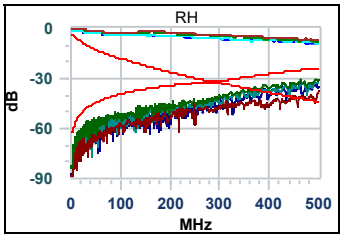

PS ACR-F

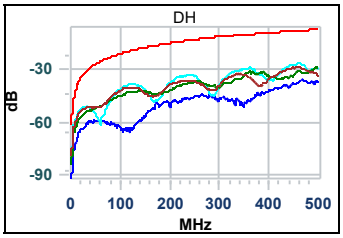

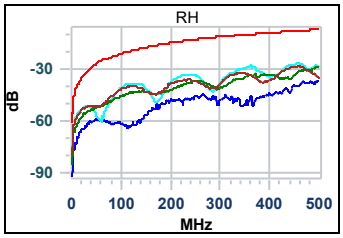

Certificado por IDEAL INDUSTRIES, Inc. - Reporte de medida

Nombre del trabajo: CSJ_P6_S.job
Compañía: TEISA

Fecha del reporte: lunes, 31 de mayo de 2021 05:22 p. m.
Versión: 1.3.2

Pasa

Nombrede la medida: D02
Límite a medida: Cat 6A UTP Perm
MFGDB:
LANTEK II-500 [1146004/1140507]
ID del adaptador: 6014, CAT6A,0656,Rev.P
Notas de usuario:

NVP: 72
Estándar: TIA 568-C.2
Rango de frequencia: 1 - 500MHz
Firmware 2.052

Fecha de la medida: 26/5/2021
Hora de la medida: 09:42:46
Operador: TEISA
Contratista: 01
Compañía: TEISA

		Valor del peor escenario		Pares	Límite	Margen		Pares	Peor valor absoluto	Límite	Margen
Mapeado de hilos	✔	N/D		N/D	N/D	N/D					
Longitúd	✔	23,6 m.		5,4	90,0 m.	66,4 m.					
Resistencia DC	✔	3,7 ohms		5,4	20,0 ohms	16,3 ohms					
Retarde de propagación	✔	118,5 ns		7,8	498,0 ns	379,5 ns					
Desviación de retardo	✔	9,2 ns		7,8	44,0 ns	34,8 ns					
Atenuación	✔	0,9 dB @ 3,0MHz	DH	1,2	< 3,1 dB	2,2 dB	DH	1,2	9,4 dB @ 499,0MHz	< 43,7 dB	34,3 dB
Pérdida de retorno	✔	10,5 dB @ 364,0MHz	DH	3,6	> 8,4 dB	2,1 dB	DH	3,6	10,5 dB @ 364,0MHz	> 8,4 dB	2,1 dB
NEXT	✔	30,0 dB @ 500,0MHz	DH	7,8-3,6	> 26,7 dB	3,3 dB	DH	7,8-3,6	30,0 dB @ 500,0MHz	> 26,7 dB	3,3 dB
ACR-N	✔	33,4 dB @ 303,0MHz	DH	7,8-3,6	>= 1,1 dB	32,3 dB	DH	7,8-3,6	21,7 dB @ 500,0MHz	>= -17,1 dB	38,8 dB
ACR-F	✔	65,7 dB @ 5,1MHz	DH	5,4-7,8	> 50,1 dB	15,6 dB	DH	5,4-7,8	29,4 dB @ 442,0MHz	> 11,3 dB	18,1 dB
Encabezado	N/D	20,8 dB		N/D	N/D	N/D					
PS NEXT	✔	26,0 dB @ 500,0MHz	DH	3,6	> 23,8 dB	2,2 dB	DH	3,6	26,0 dB @ 500,0MHz	> 23,8 dB	2,2 dB
PS ACR-N	✔	46,2 dB @ 127,5MHz	DH	1,2	> 17,1 dB	29,1 dB	DH	3,6	17,7 dB @ 500,0MHz	> -20,0 dB	37,7 dB
PS ACR-F	✔	63,7 dB @ 5,1MHz	RH	5,4	> 47,1 dB	16,6 dB	DH	5,4	27,5 dB @ 440,0MHz	> 8,3 dB	19,2 dB

Mapeado de hilos

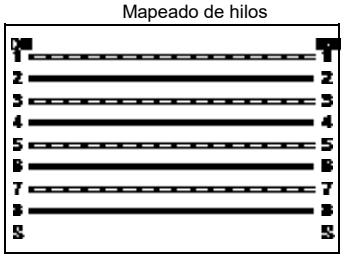

Atenuación

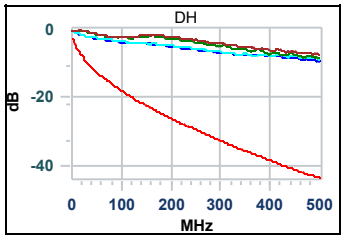

Pérdida de retorno

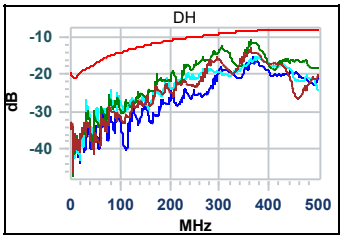

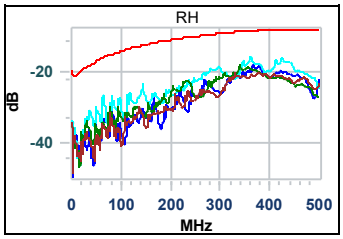

NEXT

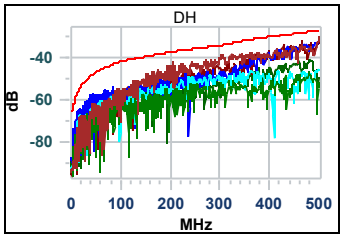

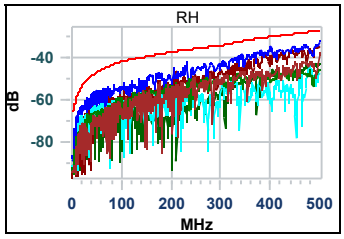

ACR-N

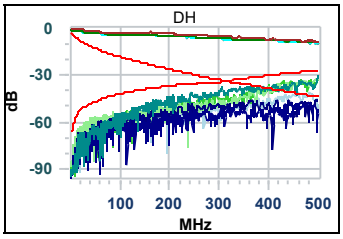

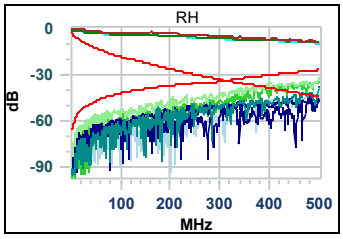

ACR-F

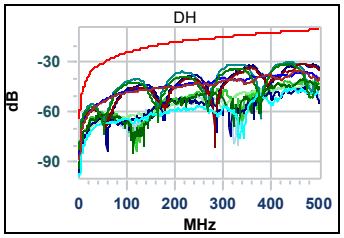

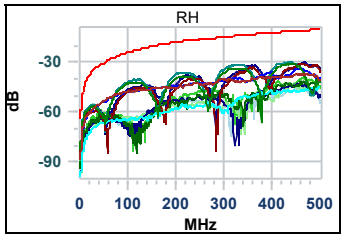

PS NEXT

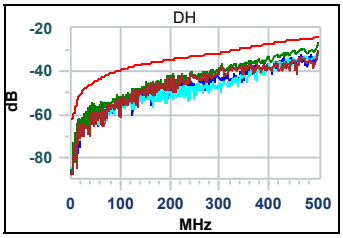

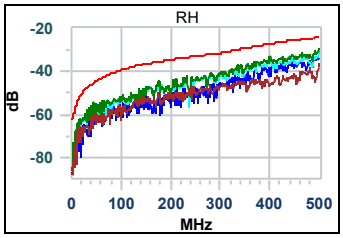

PS ACR-N

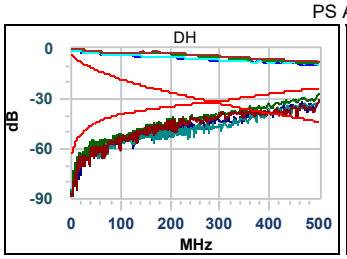

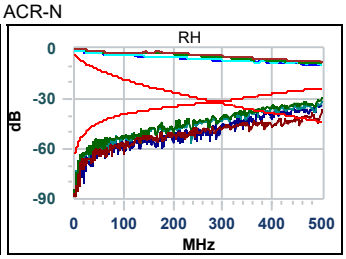

PS ACR-F

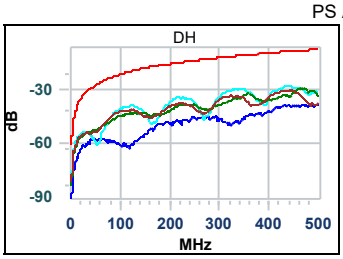

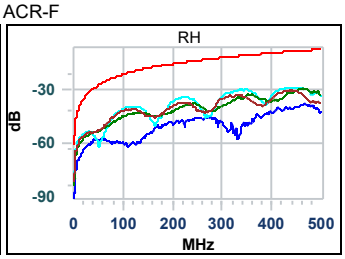

Certificado por IDEAL INDUSTRIES, Inc. - Reporte de medida

Nombre del trabajo: CSJ_P6_S.job
Compañía: TEISA

Fecha del reporte: lunes, 31 de mayo de 2021 05:22 p. m.
Versión: 1.3.2

Pasa

Nombrede la medida: D03
Límite a medida: Cat 6A UTP Perm
MFGDB:
LANTEK II-500 [1146004/1140507]
ID del adaptador: 6014, CAT6A,0656,Rev.P
Notas de usuario:

NVP: 72
Estándar: TIA 568-C.2
Rango de frequencia: 1 - 500MHz
Firmware 2.052

Fecha de la medida: 26/5/2021
Hora de la medida: 09:44:16
Operador: TEISA
Contratista: 01
Compañía: TEISA

		Valor del peor escenario		Pares	Límite	Margen		Pares	Peor valor absoluto	Límite	Margen
Mapeado de hilos	✔	N/D		N/D	N/D	N/D					
Longitúd	✔	24,8 m.		5,4	90,0 m.	65,2 m.					
Resistencia DC	✔	3,9 ohms		5,4	20,0 ohms	16,1 ohms					
Retarde de propagación	✔	125,0 ns		7,8	498,0 ns	373,0 ns					
Desviación de retardo	✔	10,0 ns		7,8	44,0 ns	34,0 ns					
Atenuación	✔	0,9 dB @ 3,0MHz	DH	1,2	< 3,1 dB	2,2 dB	DH	1,2	10,0 dB @ 499,0MHz	< 43,7 dB	33,7 dB
Pérdida de retorno	✔	12,3 dB @ 300,0MHz	DH	3,6	> 9,2 dB	3,1 dB	DH	3,6	11,9 dB @ 366,0MHz	> 8,4 dB	3,5 dB
NEXT	✔	29,6 dB @ 500,0MHz	DH	7,8-3,6	> 26,7 dB	2,9 dB	DH	7,8-3,6	29,6 dB @ 500,0MHz	> 26,7 dB	2,9 dB
ACR-N	✔	51,4 dB @ 121,5MHz	DH	5,4-1,2	>= 20,6 dB	30,8 dB	DH	7,8-3,6	21,0 dB @ 500,0MHz	>= -17,1 dB	38,1 dB
ACR-F	✔	66,0 dB @ 5,1MHz	DH	5,4-7,8	> 50,1 dB	15,9 dB	DH	5,4-7,8	27,7 dB @ 499,0MHz	> 10,2 dB	17,5 dB
Encabezado	N/D	19,3 dB		N/D	N/D	N/D					
PS NEXT	✔	26,9 dB @ 500,0MHz	DH	3,6	> 23,8 dB	3,1 dB	DH	3,6	26,9 dB @ 500,0MHz	> 23,8 dB	3,1 dB
PS ACR-N	✔	45,3 dB @ 113,5MHz	DH	1,2	> 19,2 dB	26,1 dB	DH	3,6	18,3 dB @ 500,0MHz	> -20,0 dB	38,3 dB
PS ACR-F	✔	64,1 dB @ 5,1MHz	RH	5,4	> 47,1 dB	17,0 dB	RH	5,4	27,4 dB @ 499,0MHz	> 7,2 dB	20,2 dB

Mapeado de hilos

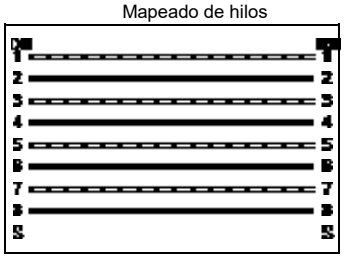

Atenuación

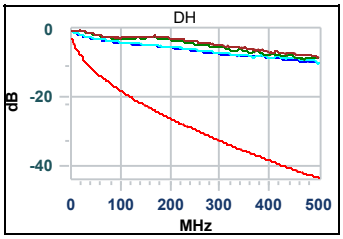

Pérdida de retorno

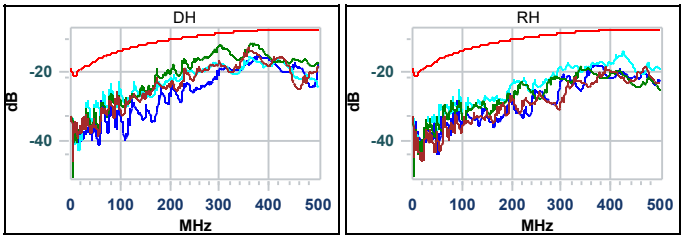

NEXT

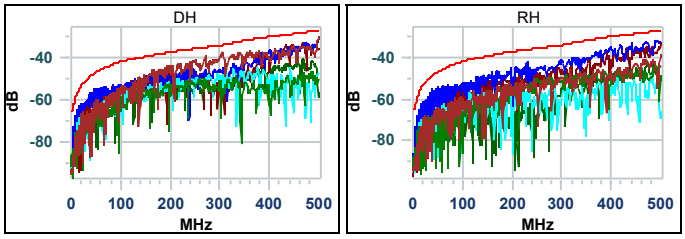

ACR-N

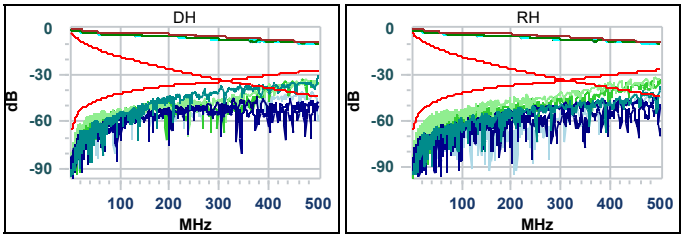

ACR-F

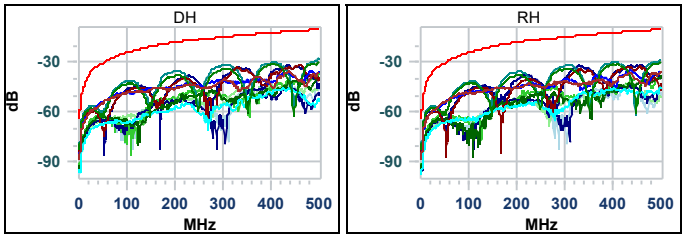

PS NEXT

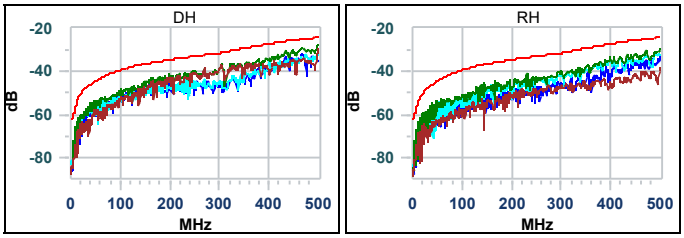

PS ACR-N

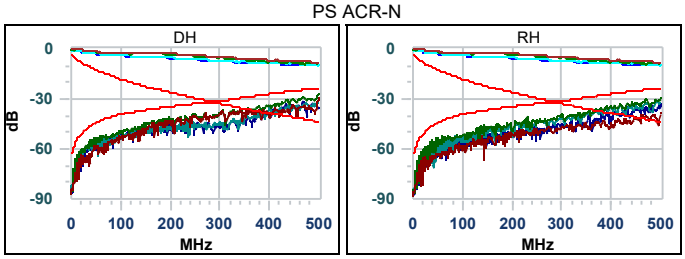

PS ACR-F

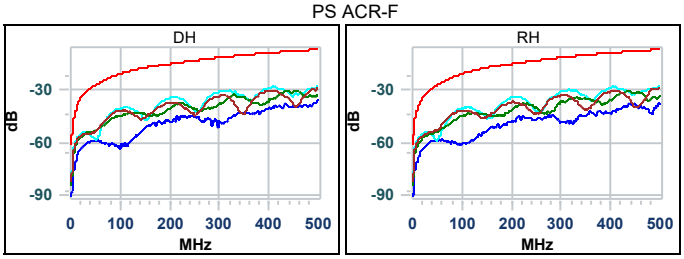

Certificado por IDEAL INDUSTRIES, Inc. - Reporte de medida

Nombre del trabajo: CSJ_P6_S.job
Compañía: TEISA

Fecha del reporte: lunes, 31 de mayo de 2021 05:23 p. m.
Versión: 1.3.2

Pasa

Nombrede la medida: D04
Límite a medida: Cat 6A UTP Perm
MFGDB:
LANTEK II-500 [1146004/1140507]
ID del adaptador: 6014, CAT6A,0656,Rev.P
Notas de usuario:

NVP: 72
Estándar: TIA 568-C.2
Rango de frequencia: 1 - 500MHz
Firmware 2.052

Fecha de la medida: 26/5/2021
Hora de la medida: 09:45:49
Operador: TEISA
Contratista: 01
Compañía: TEISA

		Valor del peor escenario		Pares	Límite	Margen		Pares	Peor valor absoluto	Límite	Margen
Mapeado de hilos	✔	N/D		N/D	N/D	N/D					
Longitúd	✔	25,8 m.		5,4	90,0 m.	64,2 m.					
Resistencia DC	✔	4,0 ohms		5,4	20,0 ohms	16,0 ohms					
Retarde de propagación	✔	129,5 ns		7,8	498,0 ns	368,5 ns					
Desviación de retardo	✔	10,0 ns		7,8	44,0 ns	34,0 ns					
Atenuación	✔	1,0 dB @ 3,0MHz	DH	1,2	< 3,1 dB	2,1 dB	DH	1,2	10,3 dB @ 497,0MHz	< 43,6 dB	33,3 dB
Pérdida de retorno	✔	11,1 dB @ 369,0MHz	DH	3,6	> 8,3 dB	2,8 dB	DH	3,6	11,1 dB @ 369,0MHz	> 8,3 dB	2,8 dB
NEXT	✔	29,7 dB @ 500,0MHz	DH	7,8-3,6	> 26,7 dB	3,0 dB	DH	7,8-3,6	29,7 dB @ 500,0MHz	> 26,7 dB	3,0 dB
ACR-N	✔	51,3 dB @ 114,0MHz	DH	5,4-1,2	>= 21,6 dB	29,7 dB	DH	7,8-3,6	20,5 dB @ 500,0MHz	>= -17,1 dB	37,6 dB
ACR-F	✔	65,5 dB @ 5,2MHz	DH	5,4-7,8	> 49,9 dB	15,6 dB	RH	5,4-7,8	28,6 dB @ 500,0MHz	> 10,2 dB	18,4 dB
Encabezado	N/D	23,9 dB		N/D	N/D	N/D					
PS NEXT	✔	28,0 dB @ 470,0MHz	DH	3,6	> 24,7 dB	3,3 dB	DH	3,6	27,4 dB @ 500,0MHz	> 23,8 dB	3,6 dB
PS ACR-N	✔	45,7 dB @ 115,0MHz	DH	5,4	> 18,9 dB	26,8 dB	DH	3,6	18,2 dB @ 500,0MHz	> -20,0 dB	38,2 dB
PS ACR-F	✔	63,8 dB @ 5,1MHz	RH	5,4	> 47,1 dB	16,7 dB	RH	5,4	27,6 dB @ 500,0MHz	> 7,2 dB	20,4 dB

Mapeado de hilos

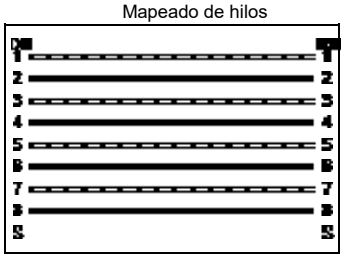

Atenuación

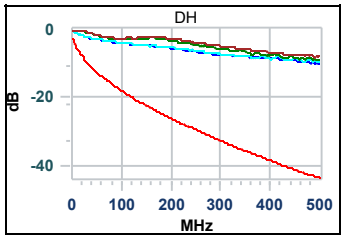

Pérdida de retorno

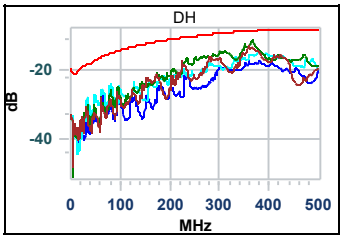

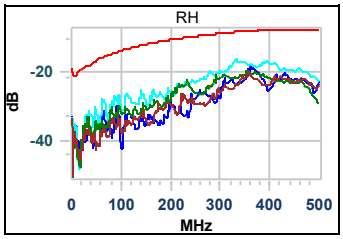

NEXT

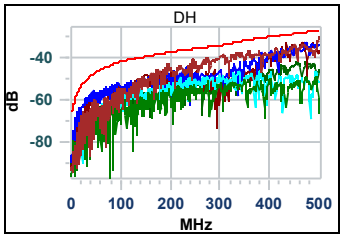

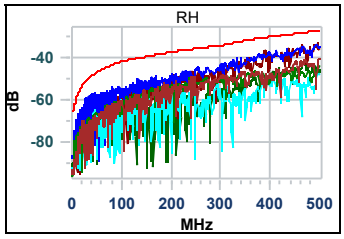

ACR-N

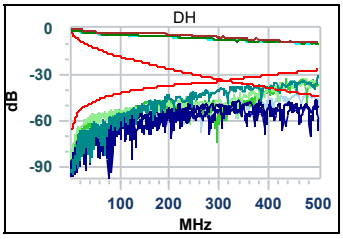

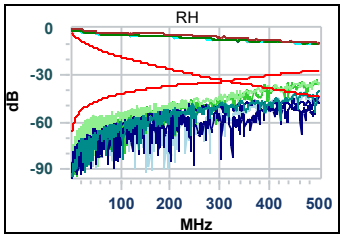

ACR-F

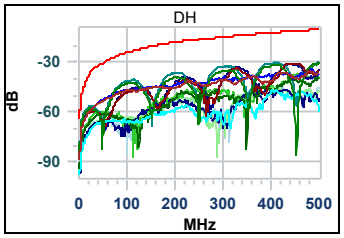

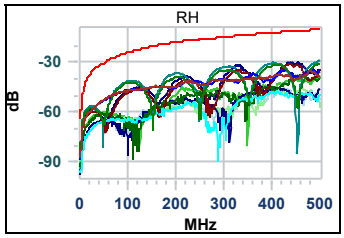

PS NEXT

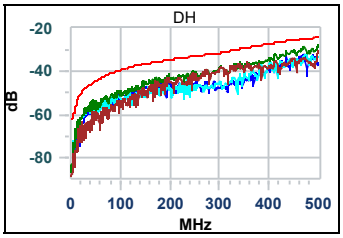

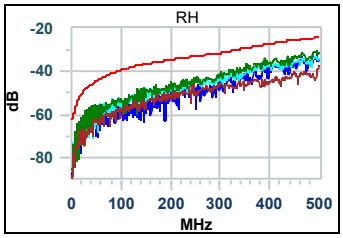

PS ACR-N

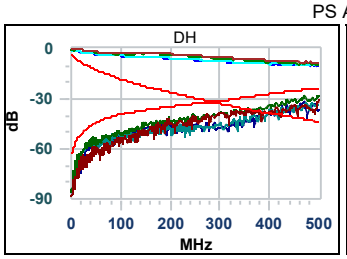

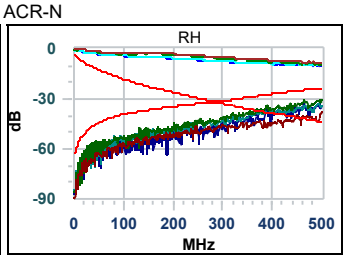

PS ACR-F

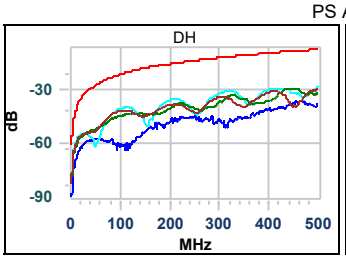

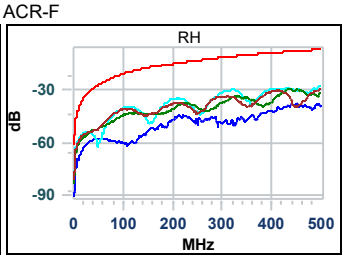

Certificado por IDEAL INDUSTRIES, Inc. - Reporte de medida

Nombre del trabajo: CSJ_P6_S.job
Compañía: TEISA

Fecha del reporte: lunes, 31 de mayo de 2021 05:23 p. m.
Versión: 1.3.2

Pasa

Nombrede la medida: D05
Límite a medida: Cat 6A UTP Perm
MFGDB:
LANTEK II-500 [1146004/1140507]
ID del adaptador: 6014, CAT6A,0656,Rev.P
Notas de usuario:

NVP: 72
Estándar: TIA 568-C.2
Rango de frequencia: 1 - 500MHz
Firmware 2.052

Fecha de la medida: 26/5/2021
Hora de la medida: 09:47:05
Operador: TEISA
Contratista: 01
Compañía: TEISA

		Valor del peor escenario		Pares	Límite	Margen		Pares	Peor valor absoluto	Límite	Margen
Mapeado de hilos	✔	N/D		N/D	N/D	N/D					
Longitúd	✔	27,2 m.		5,4	90,0 m.	62,8 m.					
Resistencia DC	✔	4,2 ohms		5,4	20,0 ohms	15,8 ohms					
Retarde de propagación	✔	136,1 ns		7,8	498,0 ns	361,9 ns					
Desviación de retardo	✔	10,4 ns		7,8	44,0 ns	33,6 ns					
Atenuación	✔	1,0 dB @ 3,0MHz	DH	1,2	< 3,1 dB	2,1 dB	DH	5,4	10,7 dB @ 498,0MHz	< 43,6 dB	32,9 dB
Pérdida de retorno	✔	11,0 dB @ 366,0MHz	DH	3,6	> 8,4 dB	2,6 dB	DH	3,6	11,0 dB @ 366,0MHz	> 8,4 dB	2,6 dB
NEXT	✔	29,8 dB @ 500,0MHz	DH	7,8-3,6	> 26,7 dB	3,1 dB	DH	7,8-3,6	29,8 dB @ 500,0MHz	> 26,7 dB	3,1 dB
ACR-N	✔	49,3 dB @ 116,5MHz	DH	5,4-1,2	>= 21,3 dB	28,0 dB	DH	7,8-3,6	20,2 dB @ 500,0MHz	>= -17,1 dB	37,3 dB
ACR-F	✔	63,8 dB @ 5,8MHz	DH	5,4-7,8	> 48,9 dB	14,9 dB	DH	5,4-7,8	28,1 dB @ 475,0MHz	> 10,7 dB	17,4 dB
Encabezado	N/D	22,3 dB		N/D	N/D	N/D					
PS NEXT	✔	26,5 dB @ 500,0MHz	DH	3,6	> 23,8 dB	2,7 dB	DH	3,6	26,5 dB @ 500,0MHz	> 23,8 dB	2,7 dB
PS ACR-N	✔	45,9 dB @ 96,0MHz	DH	1,2	> 22,0 dB	23,9 dB	DH	3,6	16,9 dB @ 500,0MHz	> -20,0 dB	36,9 dB
PS ACR-F	✔	63,2 dB @ 5,1MHz	RH	5,4	> 47,1 dB	16,1 dB	RH	5,4	26,0 dB @ 498,0MHz	> 7,2 dB	18,8 dB

Mapeado de hilos

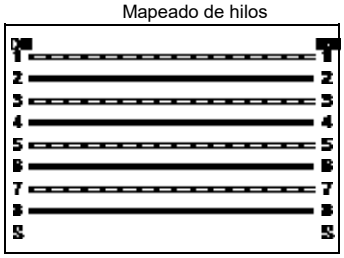

Atenuación

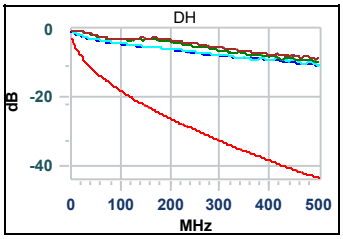

Pérdida de retorno

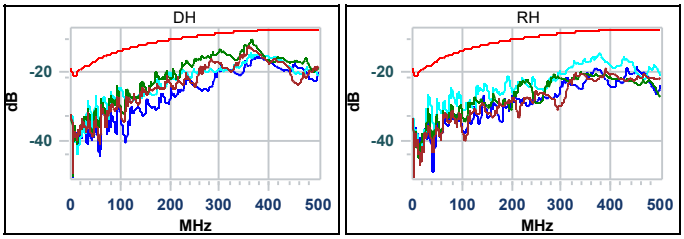

NEXT

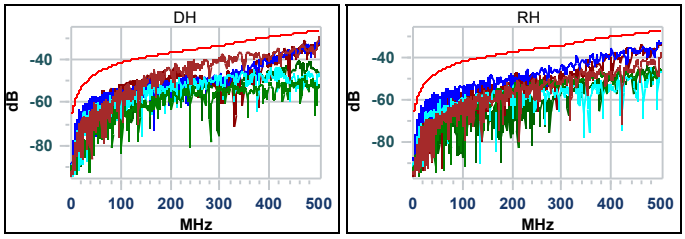

ACR-N

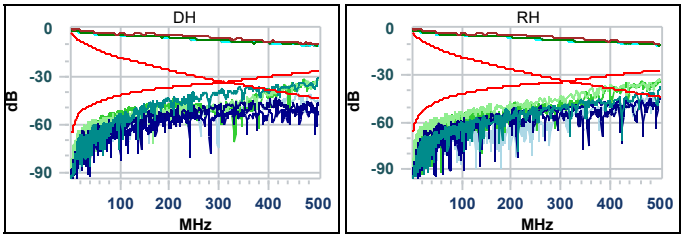

ACR-F

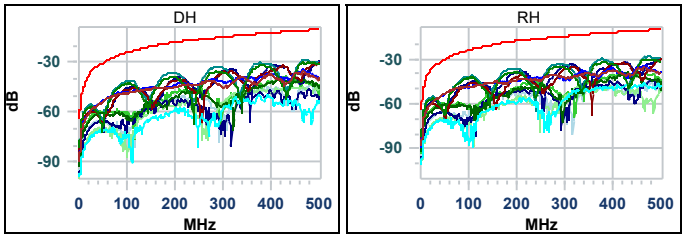

PS NEXT

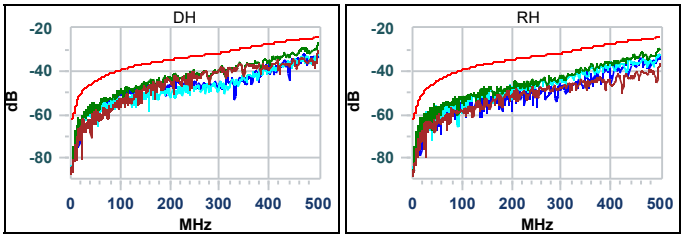

PS ACR-N

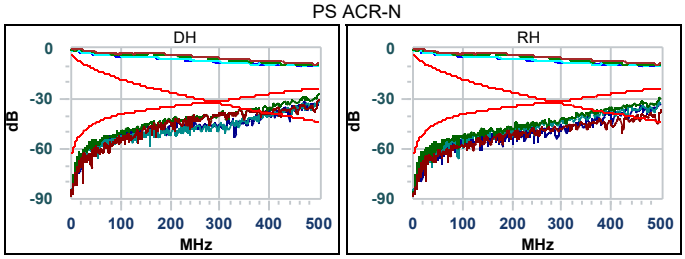

PS ACR-F

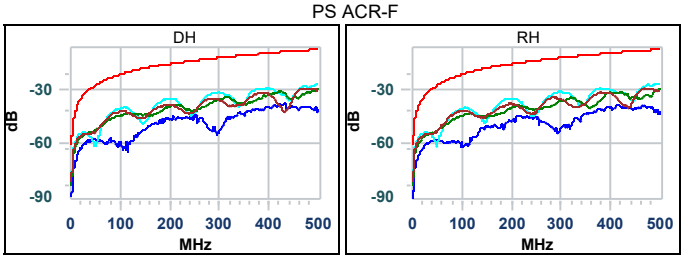

Certificado por IDEAL INDUSTRIES, Inc. - Reporte de medida

Nombre del trabajo: CSJ_P6_S.job
Compañía: TEISA

Fecha del reporte: lunes, 31 de mayo de 2021 05:23 p. m.
Versión: 1.3.2

Pasa

Nombrede la medida: D06
Límite a medida: Cat 6A UTP Perm
MFGDB:
LANTEK II-500 [1146004/1140507]
ID del adaptador: 6014, CAT6A,0656,Rev.P
Notas de usuario:

NVP: 72
Estándar: TIA 568-C.2
Rango de frequencia: 1 - 500MHz
Firmware 2.052

Fecha de la medida: 26/5/2021
Hora de la medida: 09:51:41
Operador: TEISA
Contratista: 01
Compañía: TEISA

		Valor del peor escenario		Pares	Límite	Margen		Pares	Peor valor absoluto	Límite	Margen
Mapeado de hilos	✔	N/D		N/D	N/D	N/D					
Longitúd	✔	29,9 m.		5,4	90,0 m.	60,1 m.					
Resistencia DC	✔	4,6 ohms		5,4	20,0 ohms	15,4 ohms					
Retarde de propagación	✔	150,0 ns		7,8	498,0 ns	348,0 ns					
Desviación de retardo	✔	11,5 ns		7,8	44,0 ns	32,5 ns					
Atenuación	✔	1,0 dB @ 3,0MHz	DH	1,2	< 3,1 dB	2,1 dB	DH	5,4	11,6 dB @ 497,0MHz	< 43,6 dB	32,0 dB
Pérdida de retorno	✔	12,2 dB @ 356,0MHz	DH	3,6	> 8,5 dB	3,7 dB	DH	7,8	12,2 dB @ 361,0MHz	> 8,4 dB	3,8 dB
NEXT	✔	29,1 dB @ 500,0MHz	DH	7,8-3,6	> 26,7 dB	2,4 dB	DH	7,8-3,6	29,1 dB @ 500,0MHz	> 26,7 dB	2,4 dB
ACR-N	✔	35,1 dB @ 235,5MHz	DH	7,8-3,6	>= 7,3 dB	27,8 dB	DH	7,8-3,6	18,0 dB @ 500,0MHz	>= -17,1 dB	35,1 dB
ACR-F	✔	65,1 dB @ 5,2MHz	DH	5,4-7,8	> 49,9 dB	15,2 dB	RH	5,4-7,8	29,9 dB @ 434,0MHz	> 11,4 dB	18,5 dB
Encabezado	N/D	25,8 dB		N/D	N/D	N/D					
PS NEXT	✔	26,5 dB @ 500,0MHz	DH	3,6	> 23,8 dB	2,7 dB	DH	3,6	26,5 dB @ 500,0MHz	> 23,8 dB	2,7 dB
PS ACR-N	✔	48,6 dB @ 85,3MHz	DH	5,4	> 23,9 dB	24,7 dB	DH	3,6	15,4 dB @ 500,0MHz	> -20,0 dB	35,4 dB
PS ACR-F	✔	63,7 dB @ 5,2MHz	RH	5,4	> 46,9 dB	16,8 dB	DH	5,4	27,9 dB @ 440,0MHz	> 8,3 dB	19,6 dB

Mapeado de hilos

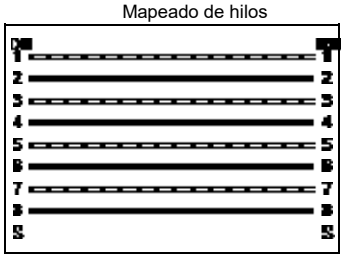

Atenuación

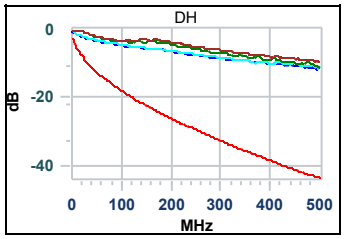

Pérdida de retorno

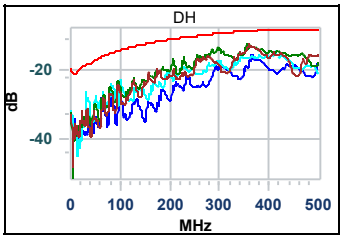

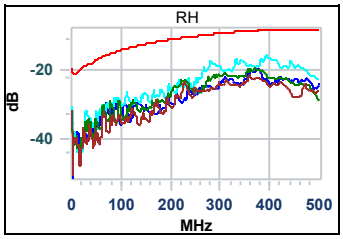

NEXT

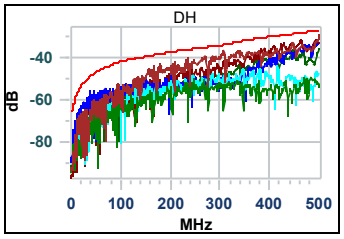

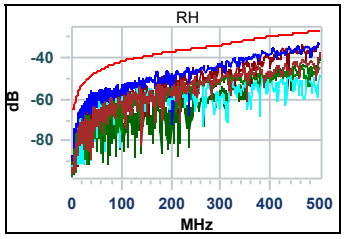

ACR-N

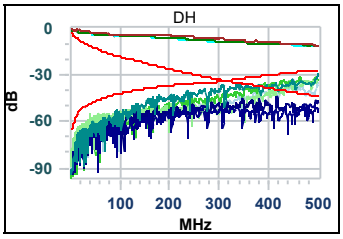

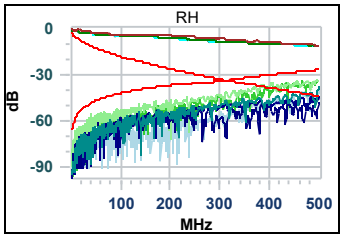

ACR-F

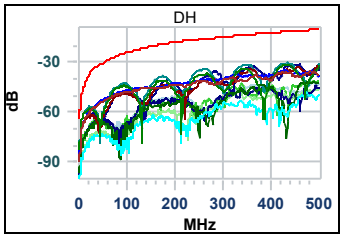

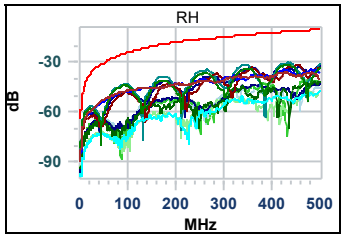

PS NEXT

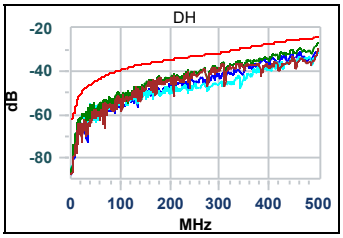

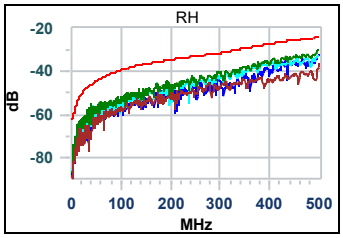

PS ACR-N

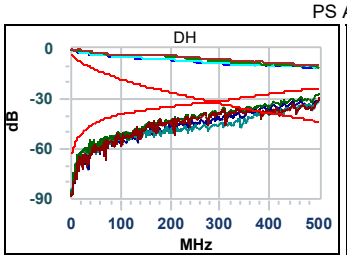

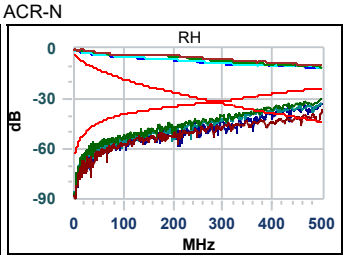

PS ACR-F

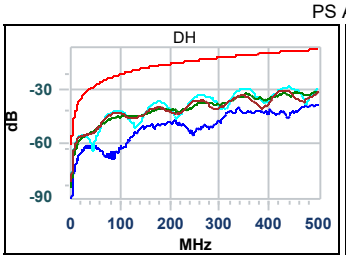

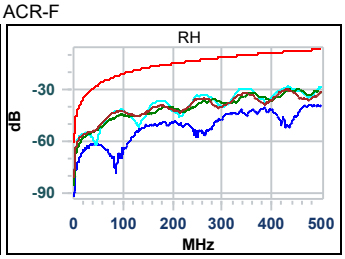

Certificado por IDEAL INDUSTRIES, Inc. - Reporte de medida

Nombre del trabajo: CSJ_P6_S.job
Compañía: TEISA

Fecha del reporte: lunes, 31 de mayo de 2021 05:23 p. m.
Versión: 1.3.2

Pasa

Nombrede la medida: D07
Límite a medida: Cat 6A UTP Perm
MFGDB:
LANTEK II-500 [1146004/1140507]
ID del adaptador: 6014, CAT6A,0656,Rev.P
Notas de usuario:

NVP: 72
Estándar: TIA 568-C.2
Rango de frequencia: 1 - 500MHz
Firmware 2.052

Fecha de la medida: 26/5/2021
Hora de la medida: 09:53:34
Operador: TEISA
Contratista: 01
Compañía: TEISA

		Valor del peor escenario		Pares	Límite	Margen		Pares	Peor valor absoluto	Límite	Margen
Mapeado de hilos	✔	N/D		N/D	N/D	N/D					
Longitúd	✔	30,1 m.		5,4	90,0 m.	59,9 m.					
Resistencia DC	✔	4,7 ohms		5,4	20,0 ohms	15,3 ohms					
Retarde de propagación	✔	151,2 ns		7,8	498,0 ns	346,8 ns					
Desviación de retardo	✔	11,7 ns		7,8	44,0 ns	32,3 ns					
Atenuación	✔	1,1 dB @ 3,0MHz	DH	1,2	< 3,1 dB	2,0 dB	DH	1,2	11,6 dB @ 493,0MHz	< 43,4 dB	31,8 dB
Pérdida de retorno	✔	11,6 dB @ 355,0MHz	DH	3,6	> 8,5 dB	3,1 dB	DH	3,6	11,6 dB @ 355,0MHz	> 8,5 dB	3,1 dB
NEXT	✔	28,2 dB @ 494,0MHz	DH	3,6-1,2	> 26,8 dB	1,4 dB	DH	3,6-1,2	28,2 dB @ 494,0MHz	> 26,8 dB	1,4 dB
ACR-N	✔	33,5 dB @ 238,5MHz	DH	3,6-1,2	>= 7,0 dB	26,5 dB	DH	3,6-1,2	16,9 dB @ 494,0MHz	>= -16,6 dB	33,5 dB
ACR-F	✔	65,1 dB @ 5,2MHz	DH	5,4-7,8	> 49,9 dB	15,2 dB	RH	5,4-7,8	28,9 dB @ 499,0MHz	> 10,2 dB	18,7 dB
Encabezado	N/D	26,4 dB		N/D	N/D	N/D					
PS NEXT	✔	25,5 dB @ 500,0MHz	DH	3,6	> 23,8 dB	1,7 dB	DH	3,6	25,5 dB @ 500,0MHz	> 23,8 dB	1,7 dB
PS ACR-N	✔	48,1 dB @ 81,0MHz	DH	5,4	> 24,7 dB	23,4 dB	DH	3,6	14,4 dB @ 500,0MHz	> -20,0 dB	34,4 dB
PS ACR-F	✔	63,4 dB @ 5,1MHz	RH	5,4	> 47,1 dB	16,3 dB	DH	5,4	27,6 dB @ 500,0MHz	> 7,2 dB	20,4 dB

Mapeado de hilos

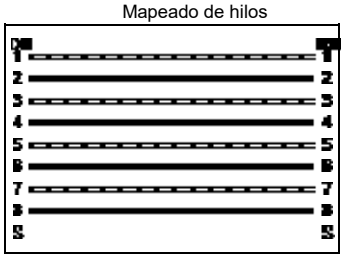

Atenuación

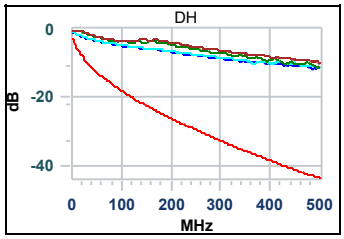

Pérdida de retorno

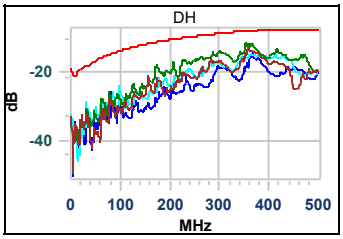

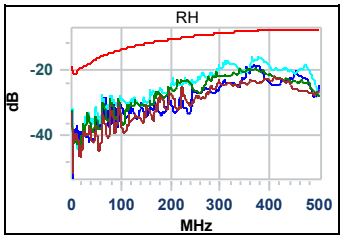

NEXT

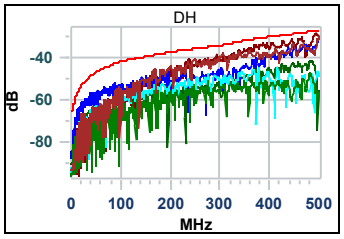

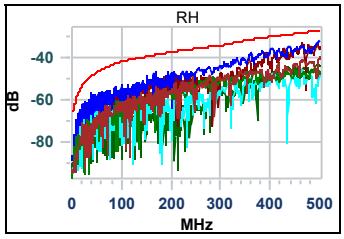

ACR-N

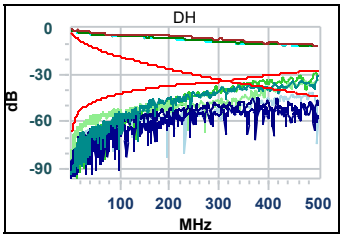

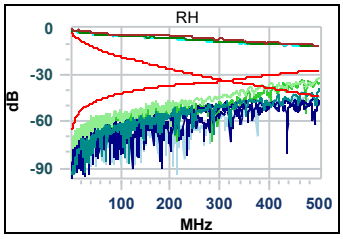

ACR-F

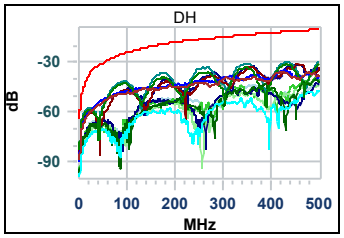

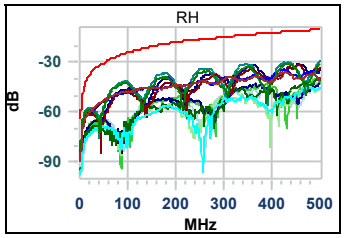

PS NEXT

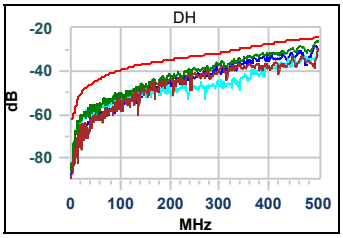

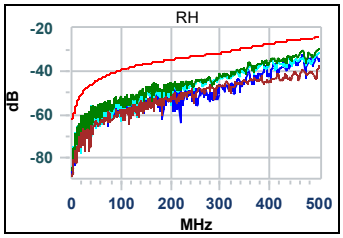

PS ACR-N

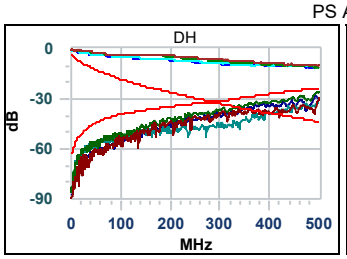

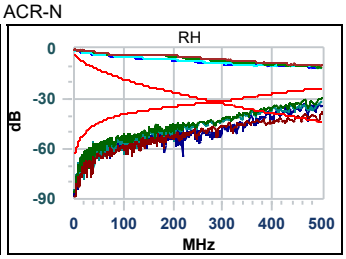

PS ACR-F

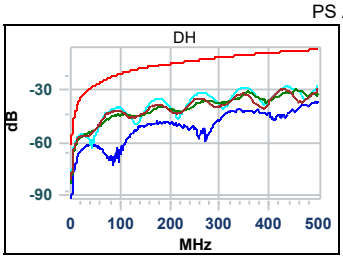

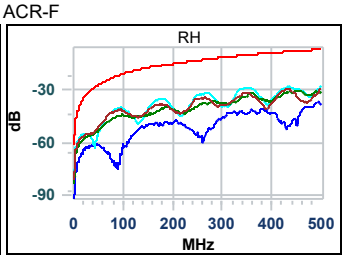

Certificado por IDEAL INDUSTRIES, Inc. - Reporte de medida

Nombre del trabajo: CSJ_P6_S.job
Compañía: TEISA

Fecha del reporte: lunes, 31 de mayo de 2021 05:23 p. m.
Versión: 1.3.2

Pasa

Nombrede la medida: D08
Límite a medida: Cat 6A UTP Perm
MFGDB:
LANTEK II-500 [1146004/1140507]
ID del adaptador: 6014, CAT6A,0656,Rev.P
Notas de usuario:

NVP: 72
Estándar: TIA 568-C.2
Rango de frequencia: 1 - 500MHz
Firmware 2.052

Fecha de la medida: 26/5/2021
Hora de la medida: 09:58:47
Operador: TEISA
Contratista: 01
Compañía: TEISA

		Valor del peor escenario		Pares	Límite	Margen		Pares	Peor valor absoluto	Límite	Margen
Mapeado de hilos	✔	N/D		N/D	N/D	N/D					
Longitúd	✔	36,0 m.		5,4	90,0 m.	54,0 m.					
Resistencia DC	✔	5,4 ohms		7,8	20,0 ohms	14,6 ohms					
Retarde de propagación	✔	180,5 ns		7,8	498,0 ns	317,5 ns					
Desviación de retardo	✔	14,0 ns		7,8	44,0 ns	30,0 ns					
Atenuación	✔	1,2 dB @ 3,0MHz	DH	1,2	< 3,1 dB	1,9 dB	DH	1,2	13,7 dB @ 499,0MHz	< 43,7 dB	30,0 dB
Pérdida de retorno	✔	11,4 dB @ 365,0MHz	DH	3,6	> 8,4 dB	3,0 dB	DH	3,6	11,4 dB @ 365,0MHz	> 8,4 dB	3,0 dB
NEXT	✔	30,1 dB @ 500,0MHz	DH	7,8-3,6	> 26,7 dB	3,4 dB	DH	7,8-3,6	30,1 dB @ 500,0MHz	> 26,7 dB	3,4 dB
ACR-N	✔	45,2 dB @ 88,8MHz	RH	3,6-5,4	>= 25,8 dB	19,4 dB	DH	7,8-3,6	17,3 dB @ 500,0MHz	>= -17,1 dB	34,4 dB
ACR-F	✔	64,4 dB @ 5,1MHz	DH	5,4-7,8	> 50,1 dB	14,3 dB	RH	5,4-7,8	28,3 dB @ 500,0MHz	> 10,2 dB	18,1 dB
Encabezado	N/D	38,2 dB		N/D	N/D	N/D					
PS NEXT	✔	28,3 dB @ 472,0MHz	DH	3,6	> 24,6 dB	3,7 dB	DH	3,6	27,5 dB @ 500,0MHz	> 23,8 dB	3,7 dB
PS ACR-N	✔	46,9 dB @ 65,5MHz	DH	5,4	> 27,9 dB	19,0 dB	DH	3,6	14,7 dB @ 500,0MHz	> -20,0 dB	34,7 dB
PS ACR-F	✔	62,9 dB @ 5,1MHz	RH	5,4	> 47,1 dB	15,8 dB	RH	5,4	27,1 dB @ 442,0MHz	> 8,3 dB	18,8 dB

Mapeado de hilos

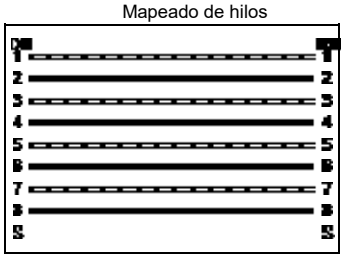

Atenuación

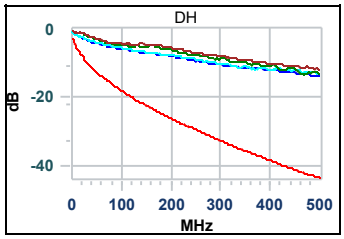

Pérdida de retorno

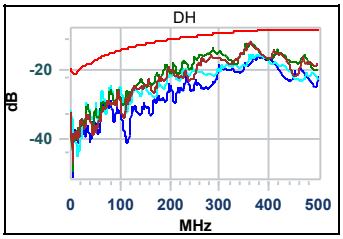

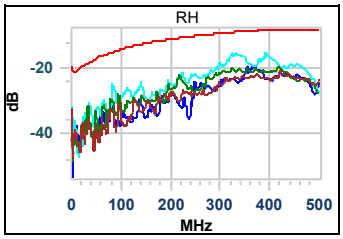

NEXT

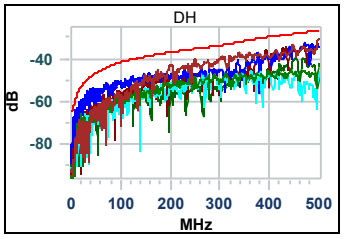

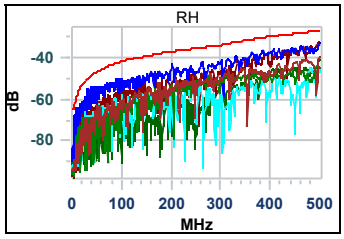

ACR-N

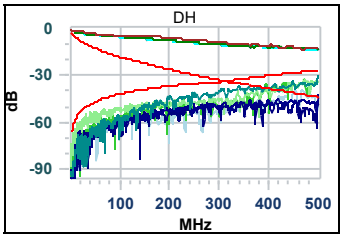

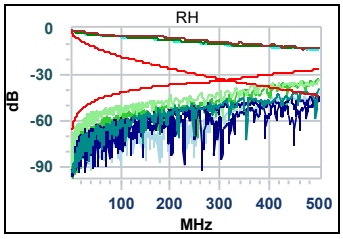

ACR-F

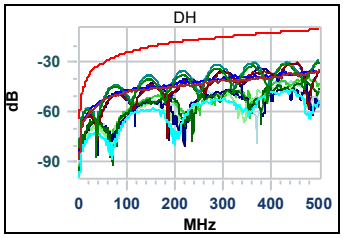

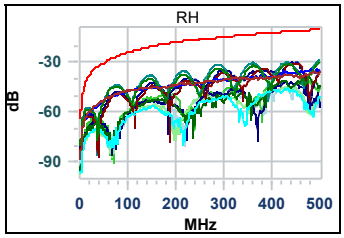

PS NEXT

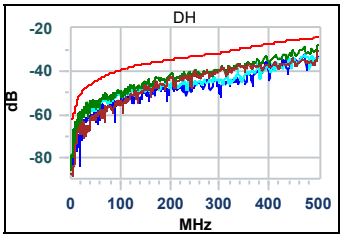

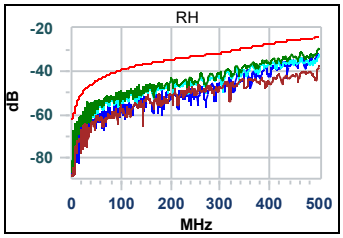

PS ACR-N

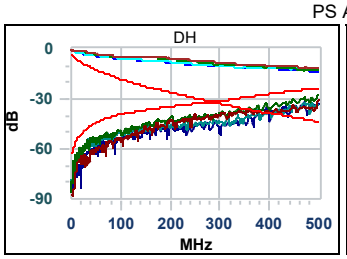

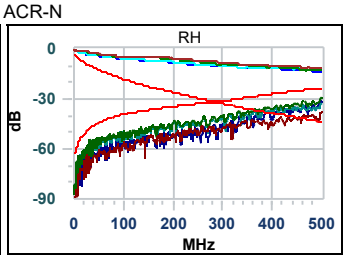

PS ACR-F

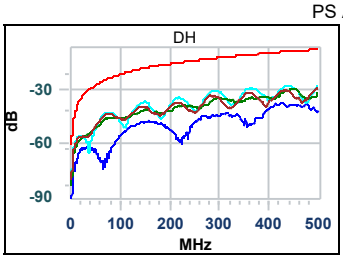

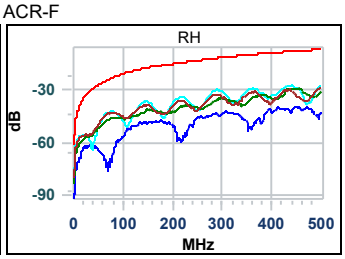

Certificado por IDEAL INDUSTRIES, Inc. - Reporte de medida

Nombre del trabajo: CSJ_P6_S.job
Compañía: TEISA

Fecha del reporte: lunes, 31 de mayo de 2021 05:23 p. m.
Versión: 1.3.2

Pasa

Nombrede la medida: D09
Límite a medida: Cat 6A UTP Perm
MFGDB:
LANTEK II-500 [1146004/1140507]
ID del adaptador: 6014, CAT6A,0656,Rev.P
Notas de usuario:

NVP: 72
Estándar: TIA 568-C.2
Rango de frequencia: 1 - 500MHz
Firmware 2.052

Fecha de la medida: 26/5/2021
Hora de la medida: 10:00:34
Operador: TEISA
Contratista: 01
Compañía: TEISA

		Valor del peor escenario		Pares	Límite	Margen		Pares	Peor valor absoluto	Límite	Margen
Mapeado de hilos	✔	N/D		N/D	N/D	N/D					
Longitúd	✔	36,3 m.		5,4	90,0 m.	53,7 m.					
Resistencia DC	✔	5,5 ohms		1,2	20,0 ohms	14,5 ohms					
Retarde de propagación	✔	182,2 ns		7,8	498,0 ns	315,8 ns					
Desviación de retardo	✔	14,0 ns		7,8	44,0 ns	30,0 ns					
Atenuación	✔	1,3 dB @ 3,0MHz	DH	1,2	< 3,1 dB	1,8 dB	DH	1,2	13,9 dB @ 499,0MHz	< 43,7 dB	29,8 dB
Pérdida de retorno	✔	10,9 dB @ 366,0MHz	DH	3,6	> 8,4 dB	2,5 dB	DH	3,6	10,9 dB @ 366,0MHz	> 8,4 dB	2,5 dB
NEXT	✔	29,5 dB @ 500,0MHz	DH	7,8-3,6	> 26,7 dB	2,8 dB	DH	7,8-3,6	29,5 dB @ 500,0MHz	> 26,7 dB	2,8 dB
ACR-N	✔	48,8 dB @ 76,3MHz	DH	3,6-5,4	>= 28,1 dB	20,7 dB	DH	7,8-3,6	16,2 dB @ 500,0MHz	>= -17,1 dB	33,3 dB
ACR-F	✔	65,5 dB @ 5,5MHz	DH	5,4-7,8	> 49,4 dB	16,1 dB	DH	5,4-7,8	28,2 dB @ 500,0MHz	> 10,2 dB	18,0 dB
Encabezado	N/D	41,1 dB		N/D	N/D	N/D					
PS NEXT	✔	27,0 dB @ 500,0MHz	DH	3,6	> 23,8 dB	3,2 dB	DH	3,6	27,0 dB @ 500,0MHz	> 23,8 dB	3,2 dB
PS ACR-N	✔	47,4 dB @ 76,0MHz	DH	3,6	> 25,7 dB	21,7 dB	DH	3,6	13,7 dB @ 500,0MHz	> -20,0 dB	33,7 dB
PS ACR-F	✔	64,0 dB @ 5,4MHz	RH	5,4	> 46,6 dB	17,4 dB	RH	5,4	27,1 dB @ 500,0MHz	> 7,2 dB	19,9 dB

Mapeado de hilos

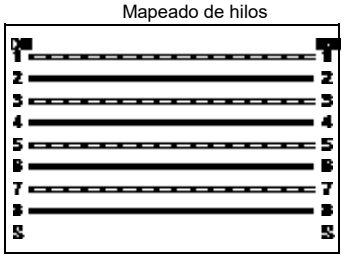

Atenuación

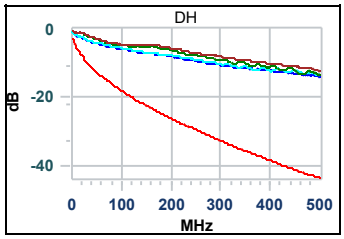

Pérdida de retorno

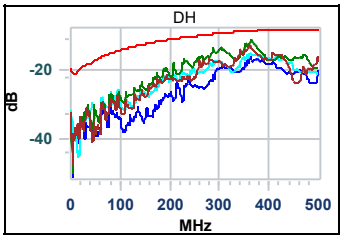

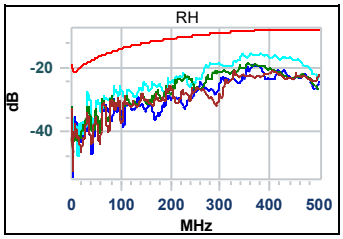

NEXT

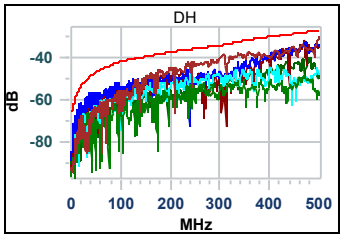

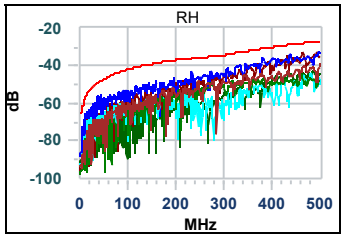

ACR-N

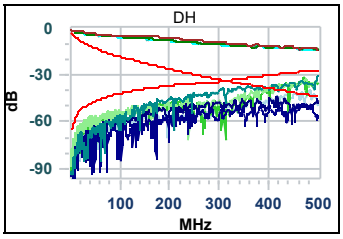

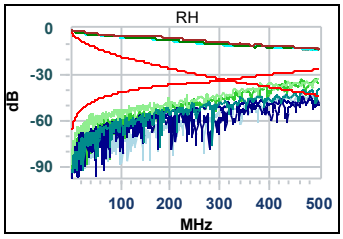

ACR-F

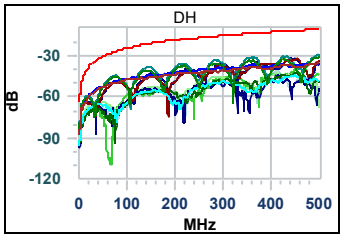

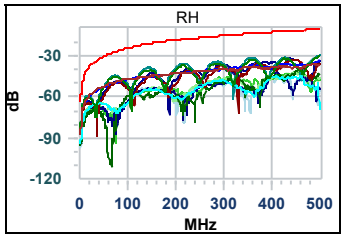

PS NEXT

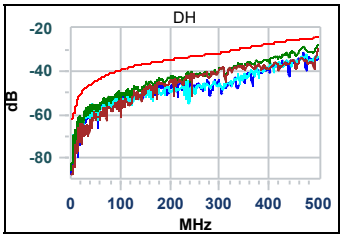

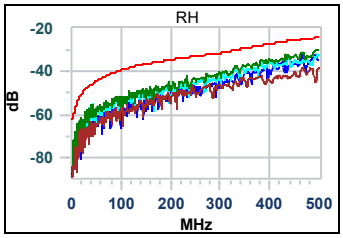

PS ACR-N

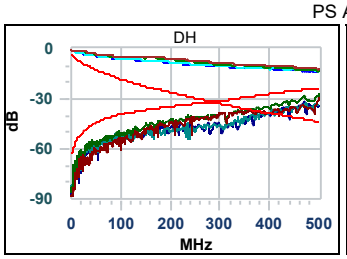

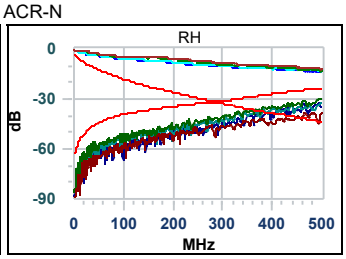

PS ACR-F

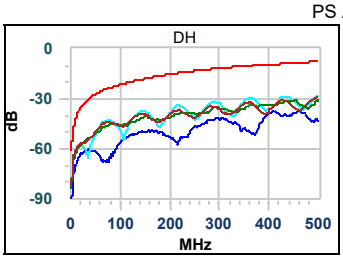

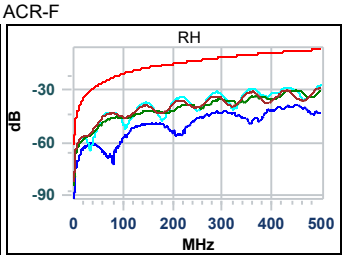

Certificado por IDEAL INDUSTRIES, Inc. - Reporte de medida

Nombre del trabajo: CSJ_P6_S.job
Compañía: TEISA

Fecha del reporte: lunes, 31 de mayo de 2021 05:23 p. m.
Versión: 1.3.2

Pasa

Nombrede la medida: D10
Límite a medida: Cat 6A UTP Perm
MFGDB:
LANTEK II-500 [1146004/1140507]
ID del adaptador: 6014, CAT6A,0656,Rev.P
Notas de usuario:

NVP: 72
Estándar: TIA 568-C.2
Rango de frequencia: 1 - 500MHz
Firmware 2.052

Fecha de la medida: 26/5/2021
Hora de la medida: 10:02:39
Operador: TEISA
Contratista: 01
Compañía: TEISA

		Valor del peor escenario		Pares	Límite	Margen		Pares	Peor valor absoluto	Límite	Margen
Mapeado de hilos	✔	N/D		N/D	N/D	N/D					
Longitúd	✔	36,2 m.		5,4	90,0 m.	53,8 m.					
Resistencia DC	✔	5,4 ohms		7,8	20,0 ohms	14,6 ohms					
Retarde de propagación	✔	181,5 ns		7,8	498,0 ns	316,5 ns					
Desviación de retardo	✔	13,9 ns		7,8	44,0 ns	30,1 ns					
Atenuación	✔	1,3 dB @ 3,0MHz	DH	1,2	< 3,1 dB	1,8 dB	DH	1,2	13,9 dB @ 497,0MHz	< 43,6 dB	29,7 dB
Pérdida de retorno	✔	12,0 dB @ 366,0MHz	DH	3,6	> 8,4 dB	3,6 dB	DH	3,6	12,0 dB @ 366,0MHz	> 8,4 dB	3,6 dB
NEXT	✔	29,4 dB @ 500,0MHz	DH	7,8-3,6	> 26,7 dB	2,7 dB	DH	7,8-3,6	29,4 dB @ 500,0MHz	> 26,7 dB	2,7 dB
ACR-N	✔	48,4 dB @ 90,8MHz	RH	3,6-5,4	>= 25,4 dB	23,0 dB	RH	3,6-1,2	16,1 dB @ 497,0MHz	>= -16,9 dB	33,0 dB
ACR-F	✔	43,9 dB @ 66,8MHz	DH	5,4-7,8	> 27,7 dB	16,2 dB	DH	5,4-7,8	27,7 dB @ 498,0MHz	> 10,2 dB	17,5 dB
Encabezado	N/D	39,1 dB		N/D	N/D	N/D					
PS NEXT	✔	26,8 dB @ 500,0MHz	DH	3,6	> 23,8 dB	3,0 dB	DH	3,6	26,8 dB @ 500,0MHz	> 23,8 dB	3,0 dB
PS ACR-N	✔	46,2 dB @ 92,8MHz	DH	3,6	> 22,5 dB	23,7 dB	DH	3,6	14,1 dB @ 500,0MHz	> -20,0 dB	34,1 dB
PS ACR-F	✔	64,7 dB @ 5,1MHz	RH	5,4	> 47,1 dB	17,6 dB	DH	5,4	27,0 dB @ 498,0MHz	> 7,2 dB	19,8 dB

Mapeado de hilos

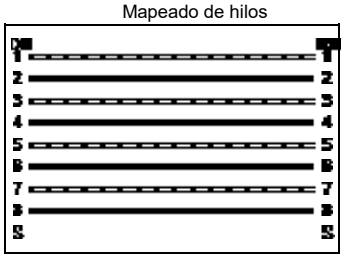

Atenuación

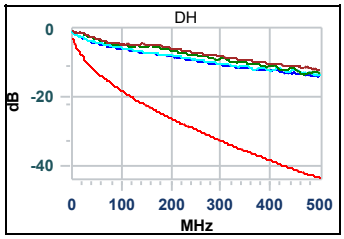

Pérdida de retorno

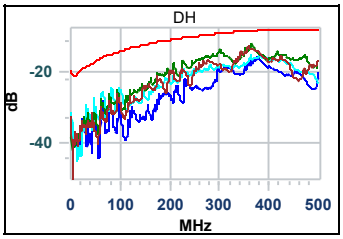

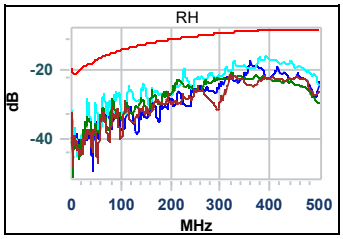

NEXT

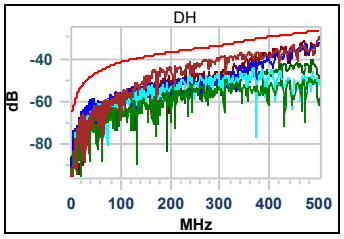

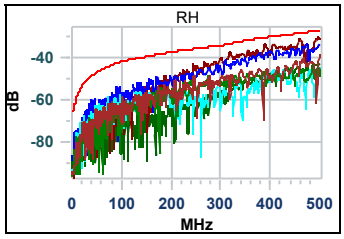

ACR-N

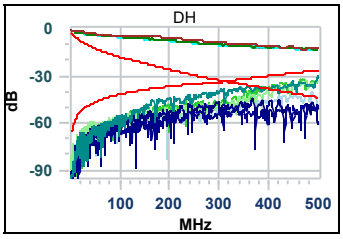

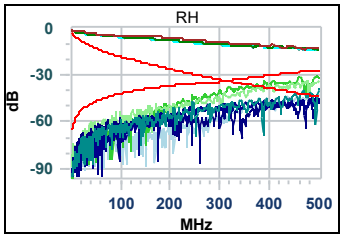

ACR-F

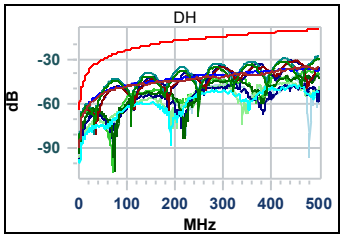

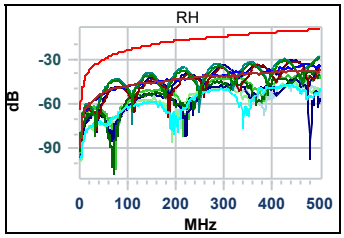

PS NEXT

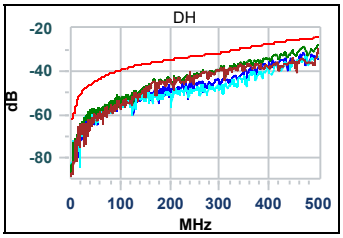

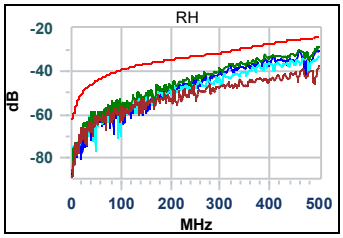

PS ACR-N

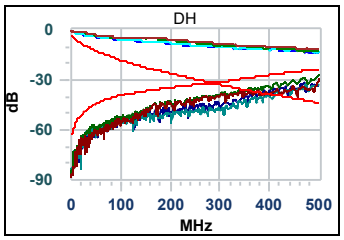

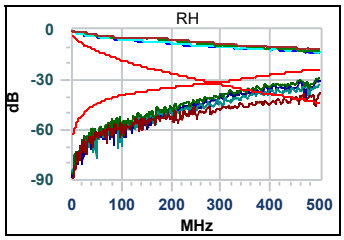

PS ACR-F

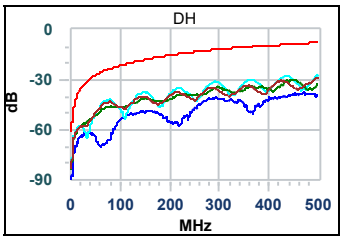

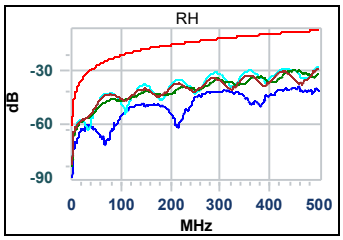

Certificado por IDEAL INDUSTRIES, Inc. - Reporte de medida

Nombre del trabajo: CSJ_P6_S.job
Compañía: TEISA

Fecha del reporte: lunes, 31 de mayo de 2021 05:24 p. m.
Versión: 1.3.2

Pasa

Nombrede la medida: D11
Límite a medida: Cat 6A STP Perm
MFGDB:
LANTEK II-500 [1146004/1140507]
ID del adaptador: 6014, CAT6A,0656,Rev.P
Notas de usuario:

NVP: 72
Estándar: TIA 568-C.2
Rango de frequencia: 1 - 500MHz
Firmware 2.052

Fecha de la medida: 26/5/2021
Hora de la medida: 10:04:00
Operador: TEISA
Contratista: 01
Compañía: TEISA

		Valor del peor escenario		Pares	Límite	Margen		Pares	Peor valor absoluto	Límite	Margen
Mapeado de hilos	✔	N/D		N/D	N/D	N/D					
Longitúd	✔	36,2 m.		5,4	90,0 m.	53,8 m.					
Resistencia DC	✔	5,4 ohms		7,8	20,0 ohms	14,6 ohms					
Retarde de propagación	✔	181,8 ns		7,8	498,0 ns	316,2 ns					
Desviación de retardo	✔	14,2 ns		7,8	44,0 ns	29,8 ns					
Atenuación	✔	1,3 dB @ 3,0MHz	DH	1,2	< 3,1 dB	1,8 dB	DH	1,2	13,9 dB @ 499,0MHz	< 43,7 dB	29,8 dB
Pérdida de retorno	✔	11,0 dB @ 365,0MHz	DH	3,6	> 8,4 dB	2,6 dB	DH	3,6	11,0 dB @ 365,0MHz	> 8,4 dB	2,6 dB
NEXT	✔	29,7 dB @ 500,0MHz	DH	7,8-3,6	> 26,7 dB	3,0 dB	DH	7,8-3,6	29,7 dB @ 500,0MHz	> 26,7 dB	3,0 dB
ACR-N	✔	48,2 dB @ 79,3MHz	RH	3,6-5,4	>= 27,6 dB	20,6 dB	DH	7,8-3,6	16,7 dB @ 500,0MHz	>= -17,1 dB	33,8 dB
ACR-F	✔	43,8 dB @ 67,0MHz	DH	5,4-7,8	> 27,7 dB	16,1 dB	DH	5,4-7,8	27,3 dB @ 495,0MHz	> 10,3 dB	17,0 dB
Encabezado	N/D	41,7 dB		N/D	N/D	N/D					
PS NEXT	✔	28,1 dB @ 466,0MHz	DH	3,6	> 24,8 dB	3,3 dB	DH	3,6	27,5 dB @ 500,0MHz	> 23,8 dB	3,7 dB
PS ACR-N	✔	50,4 dB @ 58,8MHz	DH	5,4	> 29,5 dB	20,9 dB	DH	3,6	14,5 dB @ 500,0MHz	> -20,0 dB	34,5 dB
PS ACR-F	✔	64,4 dB @ 5,1MHz	RH	5,4	> 47,1 dB	17,3 dB	RH	5,4	26,1 dB @ 500,0MHz	> 7,2 dB	18,9 dB

Mapeado de hilos

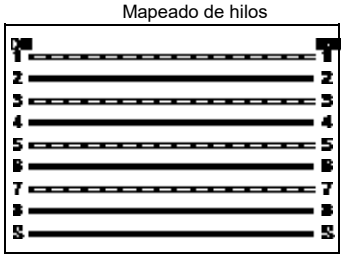

Atenuación

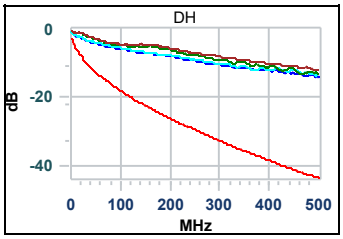

Pérdida de retorno

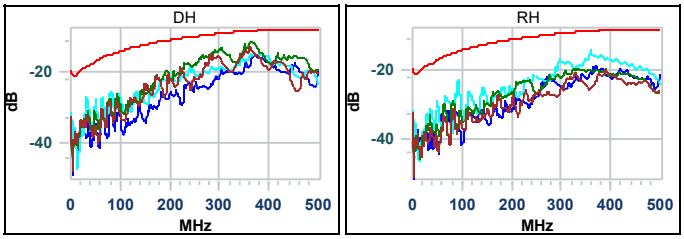

NEXT

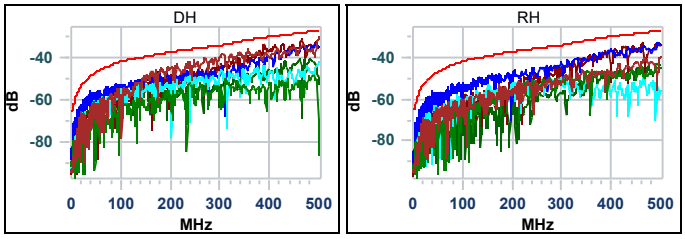

ACR-N

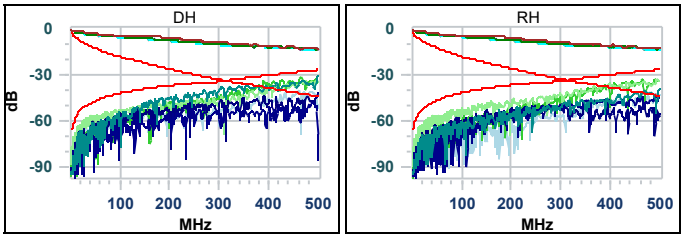

ACR-F

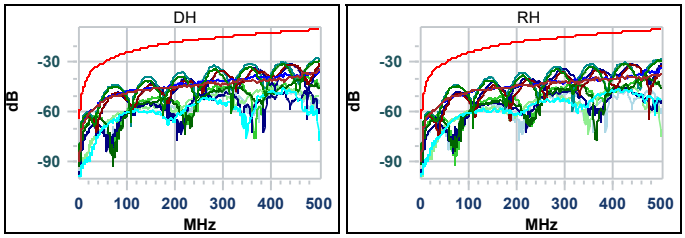

PS NEXT

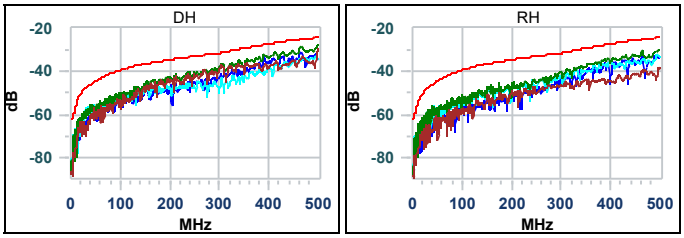

PS ACR-N

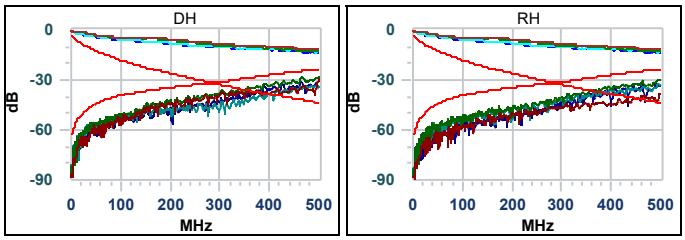

PS ACR-F

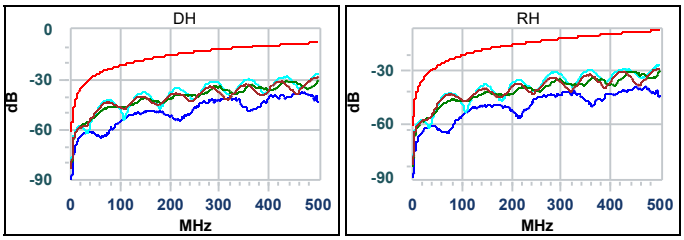

Certificado por IDEAL INDUSTRIES, Inc. - Reporte de medida

Nombre del trabajo: CSJ_P6_S.job
Compañía: TEISA

Fecha del reporte: lunes, 31 de mayo de 2021 05:24 p. m.
Versión: 1.3.2

Pasa

Nombrede la medida: D12
Límite a medida: Cat 6A UTP Perm
MFGDB:
LANTEK II-500 [1146004/1140507]
ID del adaptador: 6014, CAT6A,0656,Rev.P
Notas de usuario:

NVP: 72
Estándar: TIA 568-C.2
Rango de frequencia: 1 - 500MHz
Firmware 2.052

Fecha de la medida: 26/5/2021
Hora de la medida: 10:18:08
Operador: TEISA
Contratista: 01
Compañía: TEISA

		Valor del peor escenario		Pares	Límite	Margen		Pares	Peor valor absoluto	Límite	Margen
Mapeado de hilos	✔	N/D		N/D	N/D	N/D					
Longitúd	✔	37,0 m.		5,4	90,0 m.	53,0 m.					
Resistencia DC	✔	5,5 ohms		5,4	20,0 ohms	14,5 ohms					
Retarde de propagación	✔	184,8 ns		3,6	498,0 ns	313,2 ns					
Desviación de retardo	✔	13,6 ns		3,6	44,0 ns	30,4 ns					
Atenuación	✔	1,3 dB @ 3,0MHz	DH	1,2	< 3,1 dB	1,8 dB	DH	1,2	14,2 dB @ 499,0MHz	< 43,7 dB	29,5 dB
Pérdida de retorno	✔	12,3 dB @ 355,0MHz	DH	3,6	> 8,5 dB	3,8 dB	DH	3,6	12,3 dB @ 355,0MHz	> 8,5 dB	3,8 dB
NEXT	✔	29,2 dB @ 500,0MHz	DH	7,8-3,6	> 26,7 dB	2,5 dB	DH	7,8-3,6	29,2 dB @ 500,0MHz	> 26,7 dB	2,5 dB
ACR-N	✔	45,9 dB @ 77,8MHz	RH	3,6-5,4	>= 27,9 dB	18,0 dB	DH	7,8-3,6	16,4 dB @ 500,0MHz	>= -17,1 dB	33,5 dB
ACR-F	✔	65,6 dB @ 5,1MHz	DH	5,4-7,8	> 50,1 dB	15,5 dB	RH	5,4-3,6	28,0 dB @ 500,0MHz	> 10,2 dB	17,8 dB
Encabezado	N/D	40,1 dB		N/D	N/D	N/D					
PS NEXT	✔	26,8 dB @ 500,0MHz	DH	3,6	> 23,8 dB	3,0 dB	DH	3,6	26,8 dB @ 500,0MHz	> 23,8 dB	3,0 dB
PS ACR-N	✔	49,1 dB @ 54,5MHz	RH	5,4	> 30,5 dB	18,6 dB	DH	3,6	14,0 dB @ 500,0MHz	> -20,0 dB	34,0 dB
PS ACR-F	✔	63,6 dB @ 5,2MHz	RH	5,4	> 46,9 dB	16,7 dB	RH	5,4	26,5 dB @ 500,0MHz	> 7,2 dB	19,3 dB

Mapeado de hilos

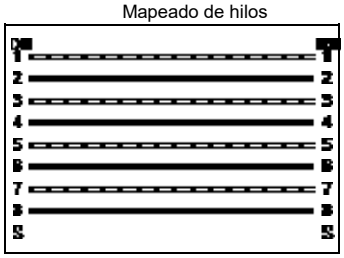

Atenuación

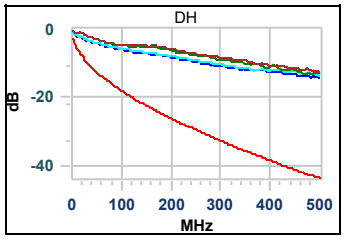

Pérdida de retorno

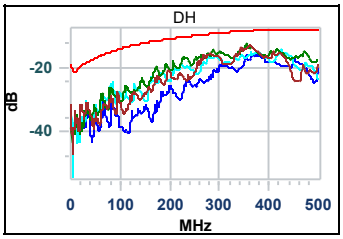

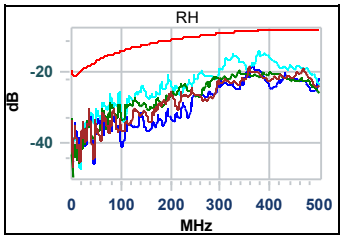

NEXT

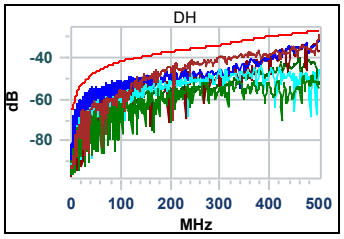

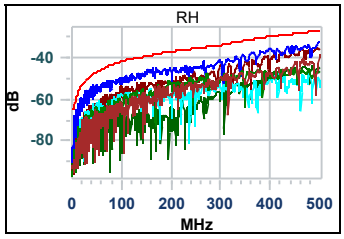

ACR-N

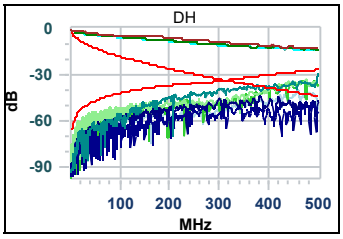

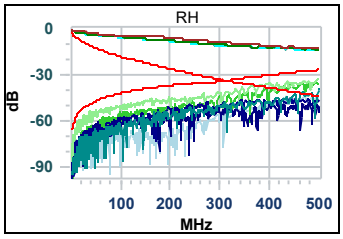

ACR-F

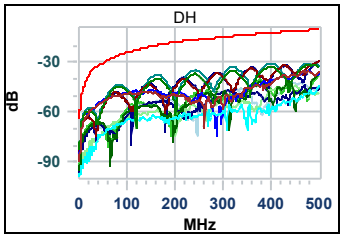

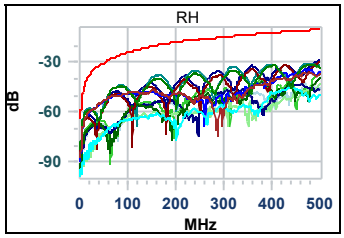

PS NEXT

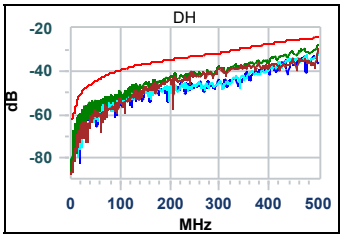

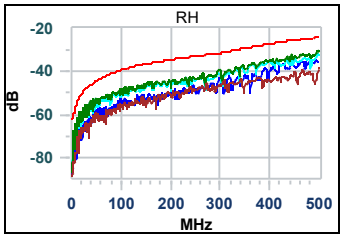

PS ACR-N

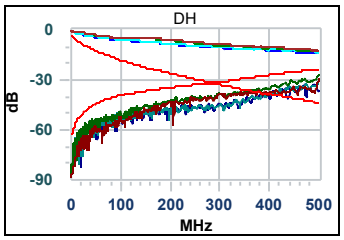

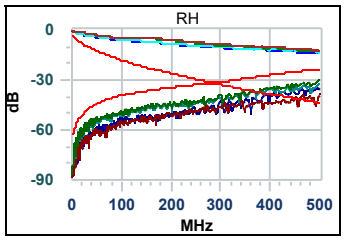

PS ACR-F

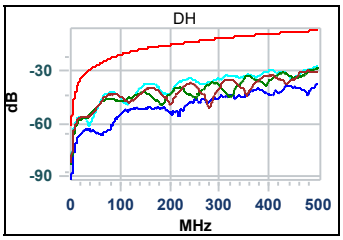

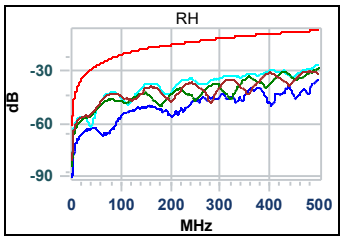

Certificado por IDEAL INDUSTRIES, Inc. - Reporte de medida

Nombre del trabajo: CSJ_P6_S.job
Compañía: TEISA

Fecha del reporte: lunes, 31 de mayo de 2021 05:24 p. m.
Versión: 1.3.2

Pasa

Nombrede la medida: D13
Límite a medida: Cat 6A UTP Perm
MFGDB:
LANTEK II-500 [1146004/1140507]
ID del adaptador: 6014, CAT6A,0656,Rev.P
Notas de usuario:

NVP: 72
Estándar: TIA 568-C.2
Rango de frequencia: 1 - 500MHz
Firmware 2.052

Fecha de la medida: 26/5/2021
Hora de la medida: 10:19:55
Operador: TEISA
Contratista: 01
Compañía: TEISA

		Valor del peor escenario		Pares	Límite	Margen		Pares	Peor valor absoluto	Límite	Margen
Mapeado de hilos	✔	N/D		N/D	N/D	N/D					
Longitúd	✔	44,6 m.		5,4	90,0 m.	45,4 m.					
Resistencia DC	✔	6,6 ohms		7,8	20,0 ohms	13,4 ohms					
Retarde de propagación	✔	223,9 ns		7,8	498,0 ns	274,1 ns					
Desviación de retardo	✔	17,5 ns		7,8	44,0 ns	26,5 ns					
Atenuación	✔	1,5 dB @ 3,0MHz	DH	1,2	< 3,1 dB	1,6 dB	DH	1,2	17,5 dB @ 497,0MHz	< 43,6 dB	26,1 dB
Pérdida de retorno	✔	13,0 dB @ 307,0MHz	DH	3,6	> 9,1 dB	3,9 dB	DH	3,6	12,3 dB @ 365,0MHz	> 8,4 dB	3,9 dB
NEXT	✔	29,1 dB @ 500,0MHz	DH	7,8-3,6	> 26,7 dB	2,4 dB	DH	7,8-3,6	29,1 dB @ 500,0MHz	> 26,7 dB	2,4 dB
ACR-N	✔	48,3 dB @ 51,8MHz	RH	3,6-5,4	>= 33,8 dB	14,5 dB	DH	7,8-3,6	12,9 dB @ 500,0MHz	>= -17,1 dB	30,0 dB
ACR-F	✔	65,9 dB @ 5,1MHz	DH	5,4-7,8	> 50,1 dB	15,8 dB	RH	5,4-7,8	28,8 dB @ 497,0MHz	> 10,3 dB	18,5 dB
Encabezado	N/D	44,4 dB		N/D	N/D	N/D					
PS NEXT	✔	27,0 dB @ 500,0MHz	DH	3,6	> 23,8 dB	3,2 dB	DH	3,6	27,0 dB @ 500,0MHz	> 23,8 dB	3,2 dB
PS ACR-N	✔	50,5 dB @ 35,3MHz	RH	5,4	> 36,3 dB	14,2 dB	DH	3,6	10,8 dB @ 500,0MHz	> -20,0 dB	30,8 dB
PS ACR-F	✔	64,3 dB @ 5,1MHz	RH	5,4	> 47,1 dB	17,2 dB	RH	5,4	26,5 dB @ 493,0MHz	> 7,3 dB	19,2 dB

Mapeado de hilos

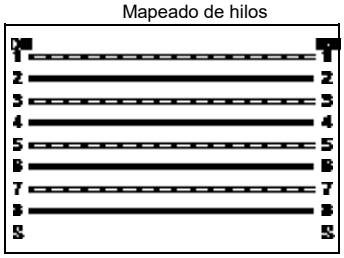

Atenuación

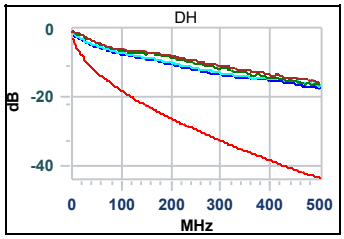

Pérdida de retorno

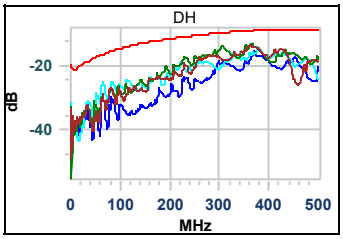

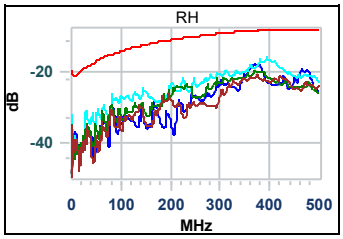

NEXT

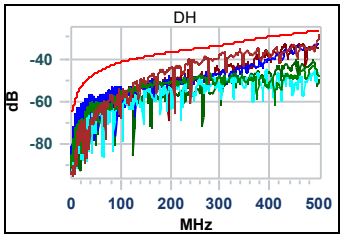

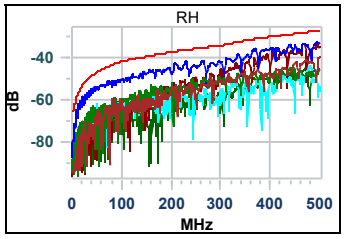

ACR-N

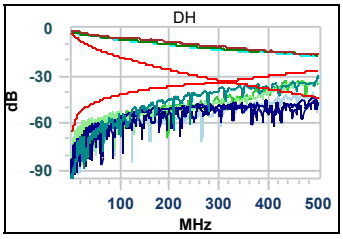

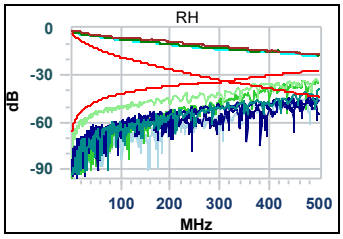

ACR-F

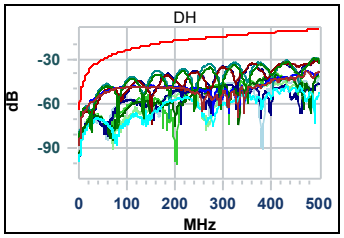

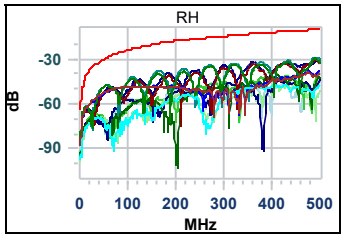

PS NEXT

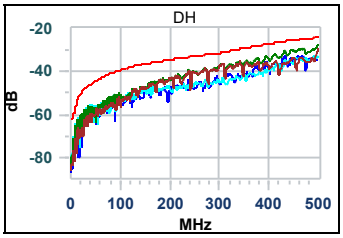

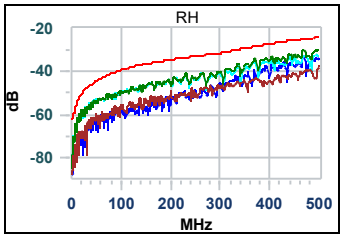

PS ACR-N

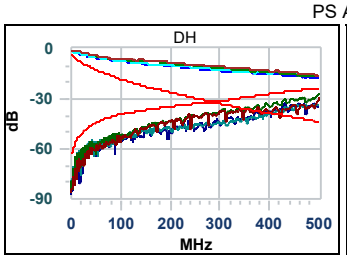

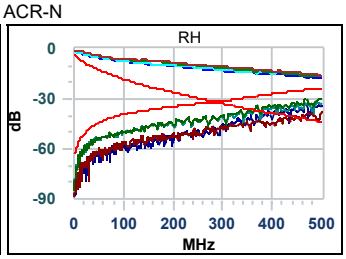
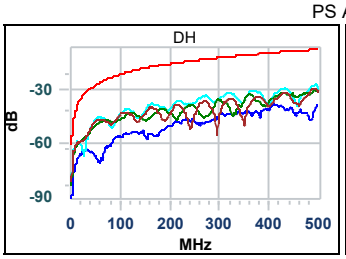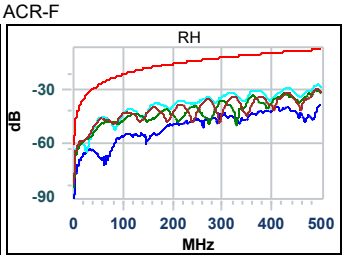
PS ACR-F