Certificado por IDEAL INDUSTRIES, Inc. - Reporte de medida

Nombre del trabajo: CSJ_P2_S.job
Compañía: TEISA

Fecha del reporte: lunes, 31 de mayo de 2021 05:16 p. m.
Versión: 1.3.2

Sumario:

Todos los cables	Par trenzado	Coax/Twinax	Fibra
Total: 11	Total: 11	Total: 0	Total: 0
Pasa: 11	Pasa: 11	Pasa: 0	Pasa: 0
Falla: 0	Falla: 0	Falla: 0	Falla: 0
Longitúd total: 426,3m	Longitúd total: 426,3m	Longitúd total: 0m	Longitúd total: 0m

Pasa

Nombrede la medida: D08
Límite a medida: Cat 6A UTP Perm
MFGDB:
LANTEK II-500 [1146004/1140507]
ID del adaptador: 6014, CAT6A,0656,Rev.P
Notas de usuario:

NVP: 72
Estándar: TIA 568-C.2
Rango de frequencia: 1 - 500MHz
Firmware 2.052

Fecha de la medida: 26/5/2021
Hora de la medida: 11:04:49
Operador: TEISA
Contratista: 01
Compañía: TEISA

		Valor del peor escenario		Pares	Límite	Margen		Pares	Peor valor absoluto	Límite	Margen
Mapeado de hilos	✓	N/D		N/D	N/D	N/D					
Longitúd	✓	54,1 m.		5,4	90,0 m.	35,9 m.					
Resistencia DC	✓	7,6 ohms		3,6	20,0 ohms	12,4 ohms					
Retarde de propagación	✓	267,0 ns		3,6	498,0 ns	231,0 ns					
Desviación de retardo	✓	16,7 ns		3,6	44,0 ns	27,3 ns					
Atenuación	✓	1,7 dB @ 3,0MHz	DH	1,2	< 3,1 dB	1,4 dB	DH	1,2	20,3 dB @ 499,0MHz	< 43,7 dB	23,4 dB
Pérdida de retorno	✓	12,5 dB @ 364,0MHz	DH	3,6	> 8,4 dB	4,1 dB	DH	3,6	12,5 dB @ 364,0MHz	> 8,4 dB	4,1 dB
NEXT	✓	29,9 dB @ 500,0MHz	DH	7,8-3,6	> 26,7 dB	3,2 dB	DH	7,8-3,6	29,9 dB @ 500,0MHz	> 26,7 dB	3,2 dB
ACR-N	✓	52,7 dB @ 40,5MHz	RH	7,8-5,4	>= 37,0 dB	15,7 dB	DH	7,8-3,6	11,0 dB @ 500,0MHz	>= -17,1 dB	28,1 dB
ACR-F	✓	66,5 dB @ 4,9MHz	DH	5,4-7,8	> 50,4 dB	16,1 dB	RH	5,4-7,8	29,7 dB @ 474,0MHz	> 10,7 dB	19,0 dB
Encabezado	N/D	48,0 dB		N/D	N/D	N/D					
PS NEXT	✓	28,4 dB @ 500,0MHz	DH	3,6	> 23,8 dB	4,6 dB	DH	3,6	28,4 dB @ 500,0MHz	> 23,8 dB	4,6 dB
PS ACR-N	✓	53,8 dB @ 27,1MHz	RH	5,4	> 39,4 dB	14,4 dB	DH	3,6	9,5 dB @ 500,0MHz	> -20,0 dB	29,5 dB
PS ACR-F	✓	63,7 dB @ 5,5MHz	RH	5,4	> 46,4 dB	17,3 dB	RH	5,4	28,2 dB @ 469,0MHz	> 7,8 dB	20,4 dB

Mapeado de hilos

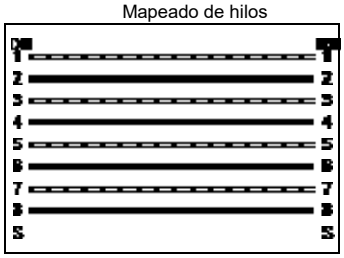

Atenuación

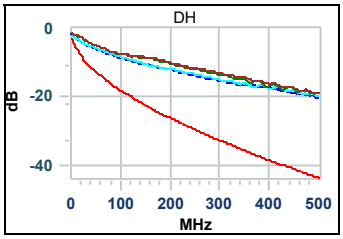

Pérdida de retorno

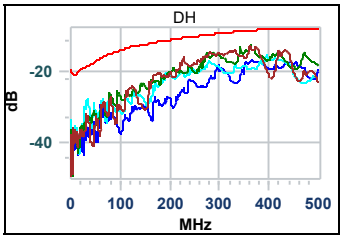

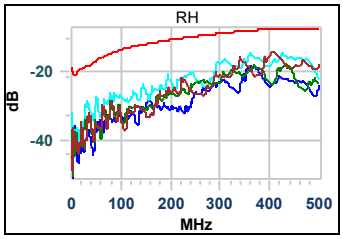

NEXT

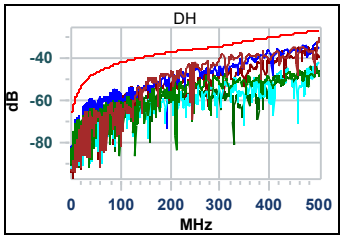

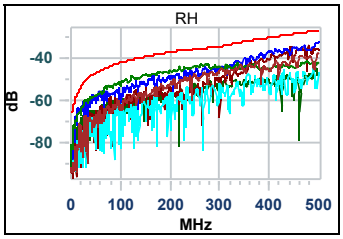

ACR-N

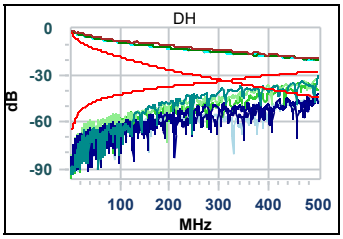

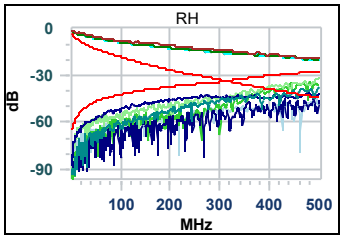

ACR-F

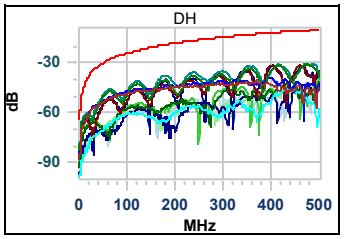

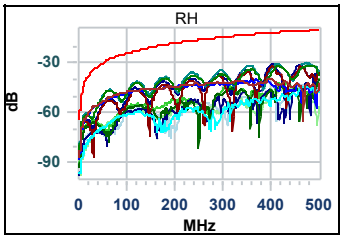

PS NEXT

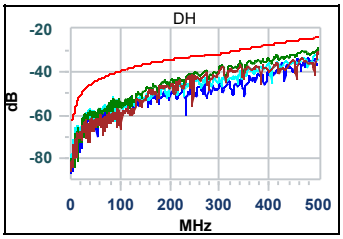

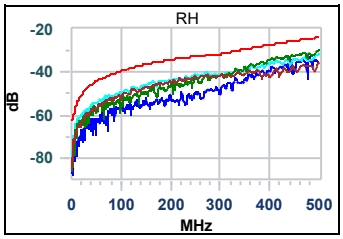

PS ACR-N

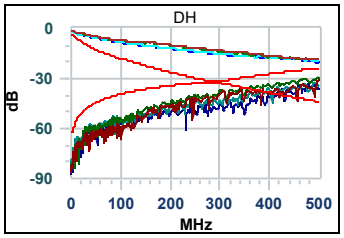

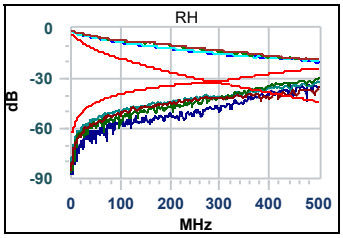

PS ACR-F

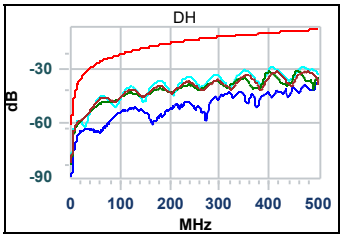

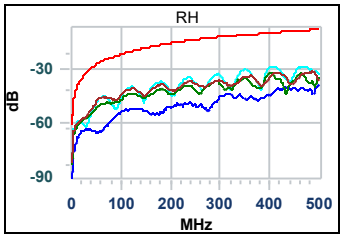

Certificado por IDEAL INDUSTRIES, Inc. - Reporte de medida

Nombre del trabajo: CSJ_P2_S.job
Compañía: TEISA

Fecha del reporte: lunes, 31 de mayo de 2021 05:16 p. m.
Versión: 1.3.2

Pasa

Nombrede la medida: D09
Límite a medida: Cat 6A UTP Perm
MFGDB:
LANTEK II-500 [1146004/1140507]
ID del adaptador: 6014, CAT6A,0656,Rev.P
Notas de usuario:

NVP: 72
Estándar: TIA 568-C.2
Rango de frequencia: 1 - 500MHz
Firmware 2.052

Fecha de la medida: 26/5/2021
Hora de la medida: 11:03:41
Operador: TEISA
Contratista: 01
Compañía: TEISA

		Valor del peor escenario		Pares	Límite	Margen		Pares	Peor valor absoluto	Límite	Margen
Mapeado de hilos	✔	N/D		N/D	N/D	N/D					
Longitúd	✔	55,0 m.		5,4	90,0 m.	35,0 m.					
Resistencia DC	✔	7,8 ohms		3,6	20,0 ohms	12,2 ohms					
Retarde de propagación	✔	271,3 ns		3,6	498,0 ns	226,7 ns					
Desviación de retardo	✔	16,8 ns		3,6	44,0 ns	27,2 ns					
Atenuación	✔	1,7 dB @ 3,0MHz	DH	1,2	< 3,1 dB	1,4 dB	DH	1,2	20,8 dB @ 499,0MHz	< 43,7 dB	22,9 dB
Pérdida de retorno	✔	13,3 dB @ 285,0MHz	DH	7,8	> 9,5 dB	3,8 dB	DH	3,6	12,5 dB @ 364,0MHz	> 8,4 dB	4,1 dB
NEXT	✔	30,9 dB @ 500,0MHz	RH	3,6-5,4	> 26,7 dB	4,2 dB	RH	3,6-5,4	30,9 dB @ 500,0MHz	> 26,7 dB	4,2 dB
ACR-N	✔	52,7 dB @ 40,0MHz	RH	3,6-5,4	>= 37,2 dB	15,5 dB	RH	3,6-5,4	11,2 dB @ 500,0MHz	>= -17,1 dB	28,3 dB
ACR-F	✔	65,6 dB @ 5,1MHz	DH	5,4-7,8	> 50,1 dB	15,5 dB	RH	5,4-7,8	29,1 dB @ 467,0MHz	> 10,8 dB	18,3 dB
Encabezado	N/D	50,1 dB		N/D	N/D	N/D					
PS NEXT	✔	28,3 dB @ 500,0MHz	DH	3,6	> 23,8 dB	4,5 dB	DH	3,6	28,3 dB @ 500,0MHz	> 23,8 dB	4,5 dB
PS ACR-N	✔	57,6 dB @ 25,5MHz	DH	1,2	> 40,2 dB	17,4 dB	DH	3,6	8,8 dB @ 500,0MHz	> -20,0 dB	28,8 dB
PS ACR-F	✔	64,6 dB @ 5,1MHz	RH	7,8	> 47,1 dB	17,5 dB	RH	5,4	27,3 dB @ 463,0MHz	> 7,9 dB	19,4 dB

Mapeado de hilos

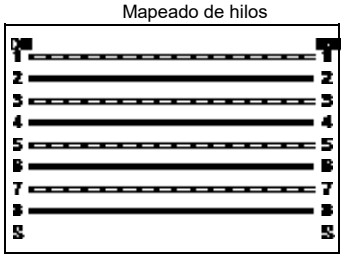

Atenuación

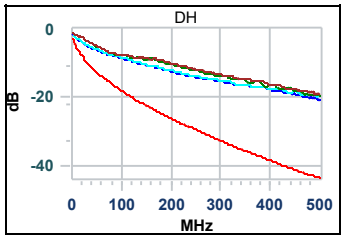

Pérdida de retorno

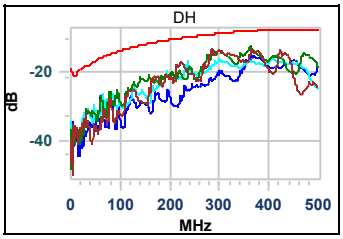

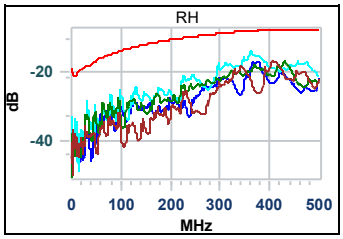

NEXT

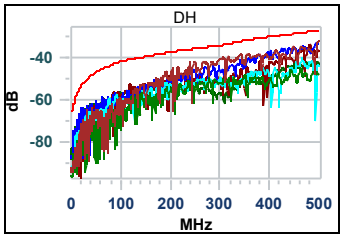

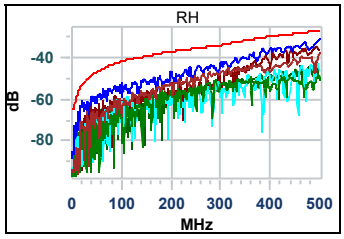

ACR-N

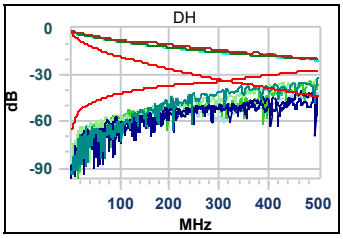

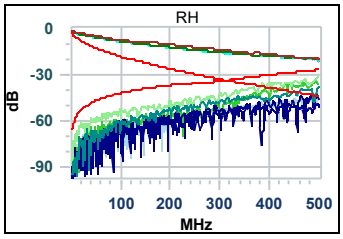

ACR-F

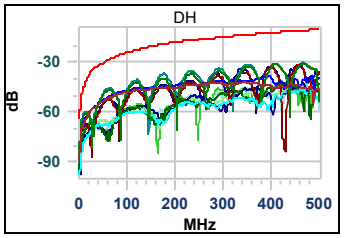

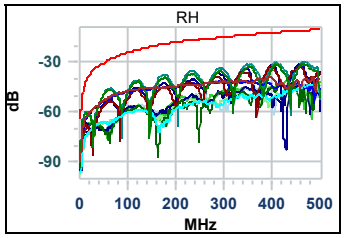

PS NEXT

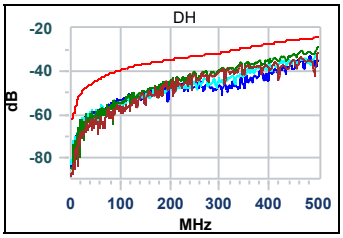

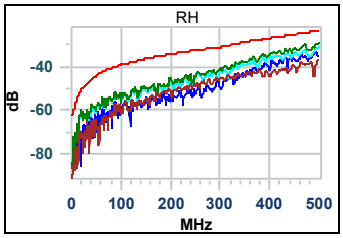

PS ACR-N

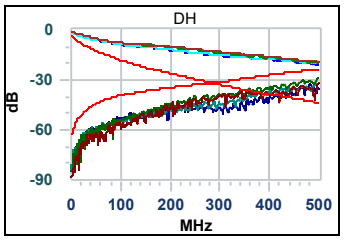

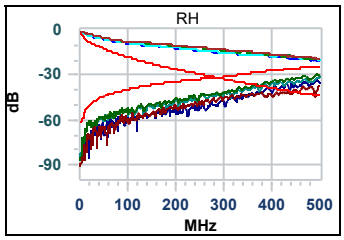

PS ACR-F

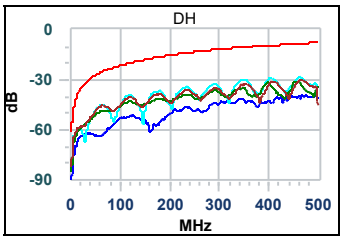

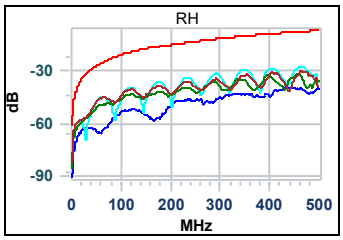

Certificado por IDEAL INDUSTRIES, Inc. - Reporte de medida

Nombre del trabajo: CSJ_P2_S.job
Compañía: TEISA

Fecha del reporte: lunes, 31 de mayo de 2021 05:16 p. m.
Versión: 1.3.2

Pasa

Nombrede la medida: D10
Límite a medida: Cat 6A UTP Perm
MFGDB:
LANTEK II-500 [1146004/1140507]
ID del adaptador: 6014, CAT6A,0656,Rev.P
Notas de usuario:

NVP: 72
Estándar: TIA 568-C.2
Rango de frequencia: 1 - 500MHz
Firmware 2.052

Fecha de la medida: 26/5/2021
Hora de la medida: 11:42:01
Operador: TEISA
Contratista: 01
Compañía: TEISA

		Valor del peor escenario		Pares	Límite	Margen		Pares	Peor valor absoluto	Límite	Margen
Mapeado de hilos	✔	N/D		N/D	N/D	N/D					
Longitúd	✔	30,4 m.		5,4	90,0 m.	59,6 m.					
Resistencia DC	✔	4,8 ohms		1,2	20,0 ohms	15,2 ohms					
Retarde de propagación	✔	152,2 ns		3,6	498,0 ns	345,8 ns					
Desviación de retardo	✔	11,6 ns		3,6	44,0 ns	32,4 ns					
Atenuación	✔	1,1 dB @ 3,0MHz	DH	1,2	< 3,1 dB	2,0 dB	DH	1,2	12,1 dB @ 497,0MHz	< 43,6 dB	31,5 dB
Pérdida de retorno	✔	12,0 dB @ 341,0MHz	DH	3,6	> 8,7 dB	3,3 dB	DH	3,6	12,0 dB @ 341,0MHz	> 8,7 dB	3,3 dB
NEXT	✔	38,2 dB @ 306,0MHz	DH	7,8-3,6	> 33,7 dB	4,5 dB	DH	7,8-3,6	31,9 dB @ 500,0MHz	> 26,7 dB	5,2 dB
ACR-N	✔	55,2 dB @ 85,3MHz	DH	5,4-1,2	>= 26,5 dB	28,7 dB	DH	7,8-3,6	21,1 dB @ 500,0MHz	>= -17,1 dB	38,2 dB
ACR-F	✔	65,1 dB @ 5,2MHz	DH	5,4-7,8	> 49,9 dB	15,2 dB	RH	5,4-7,8	29,3 dB @ 464,0MHz	> 10,9 dB	18,4 dB
Encabezado	N/D	26,8 dB		N/D	N/D	N/D					
PS NEXT	✔	30,0 dB @ 464,0MHz	DH	3,6	> 24,9 dB	5,1 dB	DH	3,6	29,4 dB @ 499,0MHz	> 23,8 dB	5,6 dB
PS ACR-N	✔	49,8 dB @ 81,3MHz	DH	1,2	> 24,7 dB	25,1 dB	DH	3,6	18,7 dB @ 499,0MHz	> -19,9 dB	38,6 dB
PS ACR-F	✔	63,6 dB @ 5,2MHz	RH	5,4	> 46,9 dB	16,7 dB	RH	5,4	27,6 dB @ 454,0MHz	> 8,0 dB	19,6 dB

Mapeado de hilos

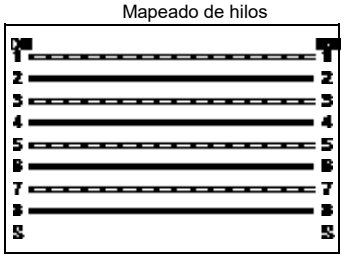

Atenuación

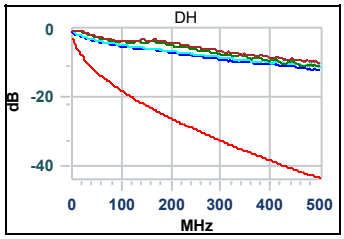

Pérdida de retorno

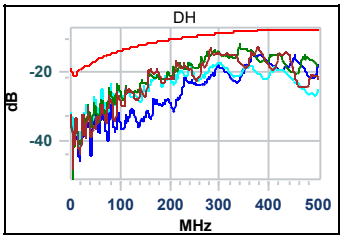

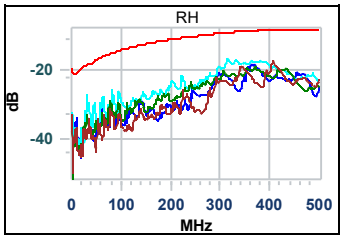

NEXT

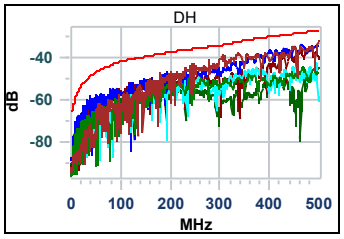

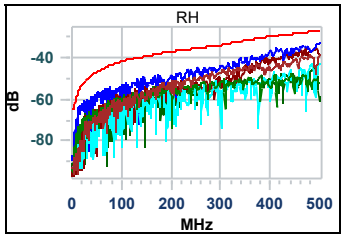

ACR-N

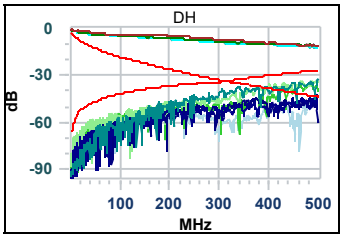

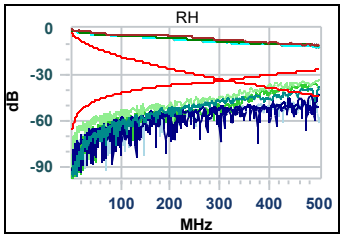

ACR-F

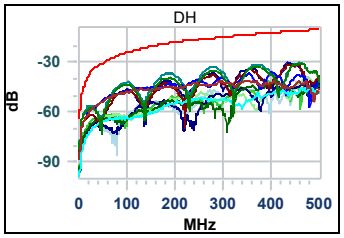

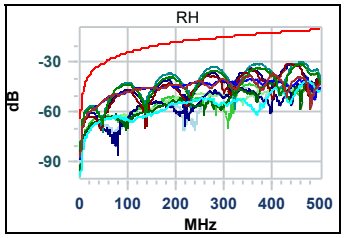

PS NEXT

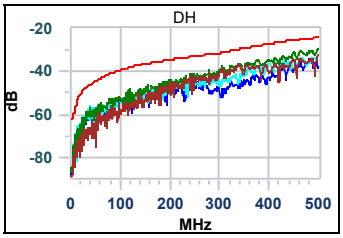

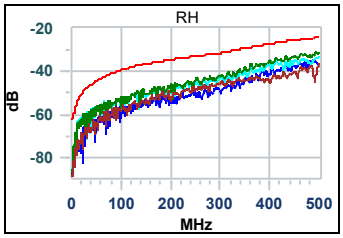

PS ACR-N

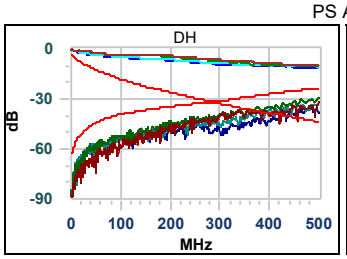

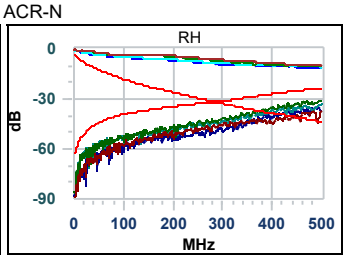

PS ACR-F

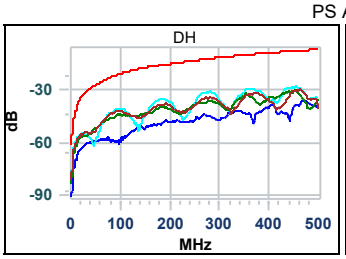

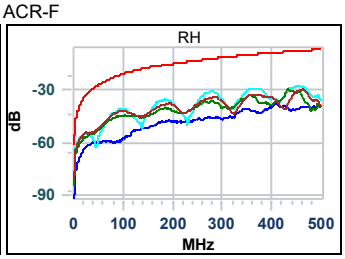

Certificado por IDEAL INDUSTRIES, Inc. - Reporte de medida

Nombre del trabajo: CSJ_P2_S.job
Compañía: TEISA

Fecha del reporte: lunes, 31 de mayo de 2021 05:16 p. m.
Versión: 1.3.2

Pasa

Nombrede la medida: D11
Límite a medida: Cat 6A UTP Perm
MFGDB:
LANTEK II-500 [1146004/1140507]
ID del adaptador: 6014, CAT6A,0656,Rev.P
Notas de usuario:

NVP: 72
Estándar: TIA 568-C.2
Rango de frequencia: 1 - 500MHz
Firmware 2.052

Fecha de la medida: 26/5/2021
Hora de la medida: 11:46:31
Operador: TEISA
Contratista: 01
Compañía: TEISA

		Valor del peor escenario		Pares	Límite	Margen		Pares	Peor valor absoluto	Límite	Margen
Mapeado de hilos	✔	N/D		N/D	N/D	N/D					
Longitúd	✔	33,5 m.		5,4	90,0 m.	56,5 m.					
Resistencia DC	✔	5,2 ohms		1,2	20,0 ohms	14,8 ohms					
Retarde de propagación	✔	168,0 ns		3,6	498,0 ns	330,0 ns					
Desviación de retardo	✔	13,1 ns		3,6	44,0 ns	30,9 ns					
Atenuación	✔	1,2 dB @ 3,0MHz	DH	1,2	< 3,1 dB	1,9 dB	DH	1,2	13,1 dB @ 499,0MHz	< 43,7 dB	30,6 dB
Pérdida de retorno	✔	12,3 dB @ 298,0MHz	DH	7,8	> 9,3 dB	3,0 dB	DH	7,8	12,2 dB @ 376,0MHz	> 8,2 dB	4,0 dB
NEXT	✔	30,4 dB @ 500,0MHz	DH	7,8-3,6	> 26,7 dB	3,7 dB	DH	7,8-3,6	30,4 dB @ 500,0MHz	> 26,7 dB	3,7 dB
ACR-N	✔	46,4 dB @ 88,3MHz	RH	3,6-5,4	>= 25,9 dB	20,5 dB	DH	7,8-3,6	18,4 dB @ 500,0MHz	>= -17,1 dB	35,5 dB
ACR-F	✔	65,1 dB @ 5,2MHz	DH	5,4-7,8	> 49,9 dB	15,2 dB	RH	5,4-7,8	28,1 dB @ 500,0MHz	> 10,2 dB	17,9 dB
Encabezado	N/D	26,4 dB		N/D	N/D	N/D					
PS NEXT	✔	28,4 dB @ 496,0MHz	DH	3,6	> 23,9 dB	4,5 dB	DH	3,6	28,4 dB @ 500,0MHz	> 23,8 dB	4,6 dB
PS ACR-N	✔	48,3 dB @ 64,5MHz	RH	5,4	> 28,1 dB	20,2 dB	DH	3,6	16,4 dB @ 500,0MHz	> -20,0 dB	36,4 dB
PS ACR-F	✔	62,9 dB @ 5,5MHz	RH	5,4	> 46,4 dB	16,5 dB	RH	5,4	26,7 dB @ 497,0MHz	> 7,3 dB	19,4 dB

Mapeado de hilos

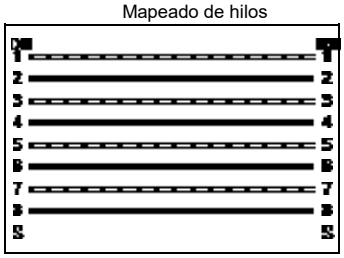

Atenuación

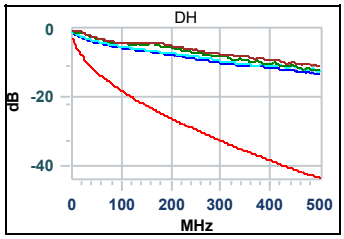

Pérdida de retorno

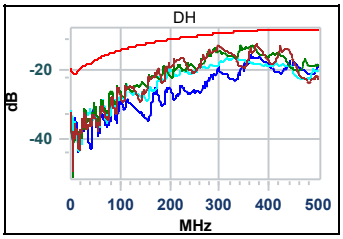

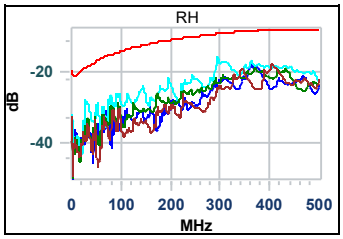

NEXT

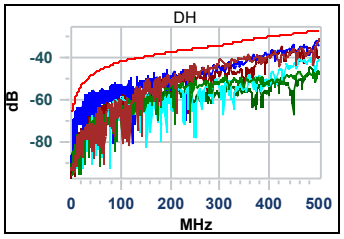

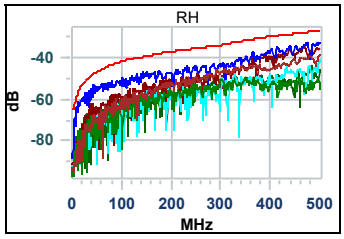

ACR-N

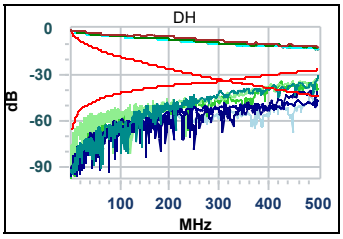

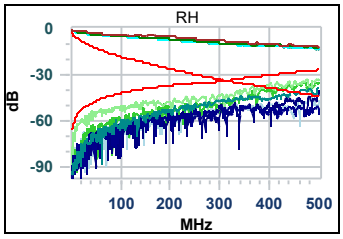

ACR-F

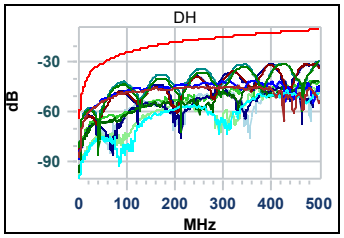

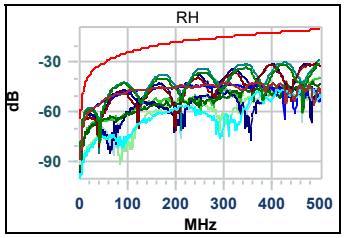

PS NEXT

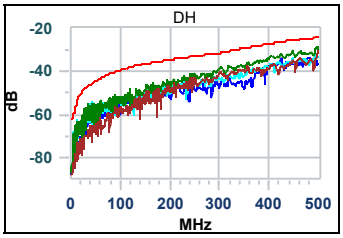

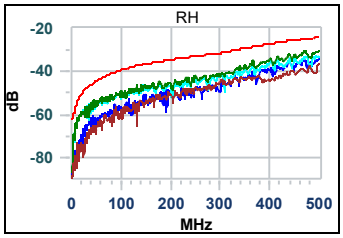

PS ACR-N

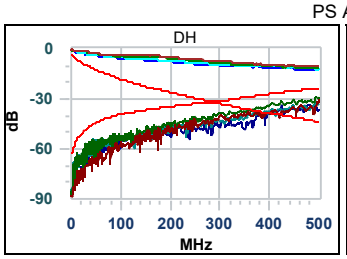

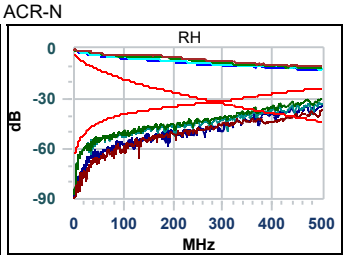

PS ACR-F

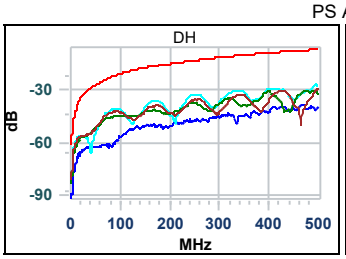

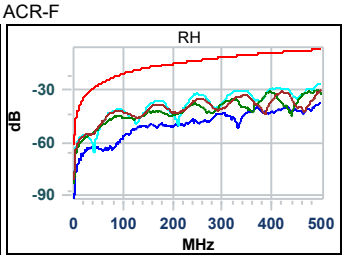

Certificado por IDEAL INDUSTRIES, Inc. - Reporte de medida

Nombre del trabajo: CSJ_P2_S.job
Compañía: TEISA

Fecha del reporte: lunes, 31 de mayo de 2021 05:17 p. m.
Versión: 1.3.2

Pasa

Nombrede la medida: D12
Límite a medida: Cat 6A UTP Perm
MFGDB:
LANTEK II-500 [1146004/1140507]
ID del adaptador: 6014, CAT6A,0656,Rev.P
Notas de usuario:

NVP: 72
Estándar: TIA 568-C.2
Rango de frequencia: 1 - 500MHz
Firmware 2.052

Fecha de la medida: 26/5/2021
Hora de la medida: 11:45:43
Operador: TEISA
Contratista: 01
Compañía: TEISA

		Valor del peor escenario		Pares	Límite	Margen		Pares	Peor valor absoluto	Límite	Margen
Mapeado de hilos	✔	N/D		N/D	N/D	N/D					
Longitúd	✔	33,4 m.		5,4	90,0 m.	56,6 m.					
Resistencia DC	✔	5,2 ohms		1,2	20,0 ohms	14,8 ohms					
Retarde de propagación	✔	168,0 ns		3,6	498,0 ns	330,0 ns					
Desviación de retardo	✔	13,3 ns		3,6	44,0 ns	30,7 ns					
Atenuación	✔	1,2 dB @ 3,0MHz	DH	1,2	< 3,1 dB	1,9 dB	DH	1,2	13,1 dB @ 499,0MHz	< 43,7 dB	30,6 dB
Pérdida de retorno	✔	13,1 dB @ 299,0MHz	DH	3,6	> 9,2 dB	3,9 dB	DH	3,6	13,1 dB @ 299,0MHz	> 9,2 dB	3,9 dB
NEXT	✔	31,2 dB @ 500,0MHz	DH	7,8-3,6	> 26,7 dB	4,5 dB	DH	7,8-3,6	31,2 dB @ 500,0MHz	> 26,7 dB	4,5 dB
ACR-N	✔	46,3 dB @ 88,5MHz	DH	3,6-5,4	>= 25,9 dB	20,4 dB	DH	7,8-3,6	19,2 dB @ 500,0MHz	>= -17,1 dB	36,3 dB
ACR-F	✔	65,8 dB @ 5,1MHz	DH	5,4-7,8	> 50,1 dB	15,7 dB	RH	5,4-7,8	27,6 dB @ 500,0MHz	> 10,2 dB	17,4 dB
Encabezado	N/D	33,3 dB		N/D	N/D	N/D					
PS NEXT	✔	29,0 dB @ 500,0MHz	DH	3,6	> 23,8 dB	5,2 dB	DH	3,6	29,0 dB @ 500,0MHz	> 23,8 dB	5,2 dB
PS ACR-N	✔	45,7 dB @ 88,5MHz	DH	3,6	> 23,4 dB	22,3 dB	DH	3,6	17,0 dB @ 500,0MHz	> -20,0 dB	37,0 dB
PS ACR-F	✔	64,0 dB @ 5,2MHz	DH	5,4	> 46,9 dB	17,1 dB	RH	5,4	26,8 dB @ 500,0MHz	> 7,2 dB	19,6 dB

Mapeado de hilos

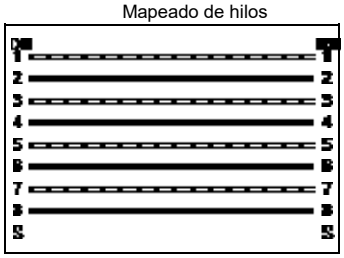

Atenuación

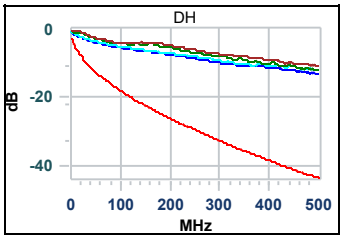

Pérdida de retorno

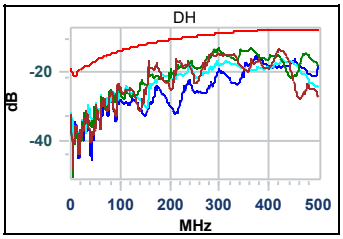

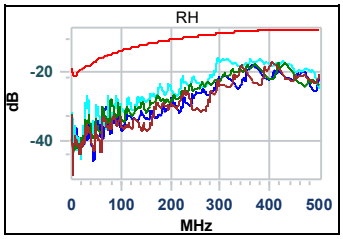

NEXT

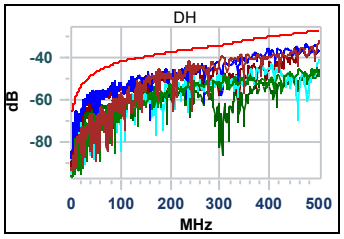

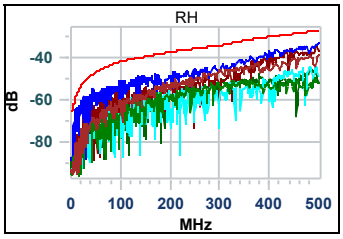

ACR-N

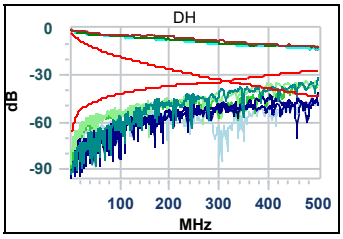

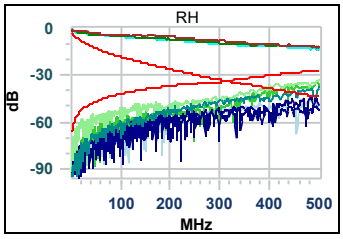

ACR-F

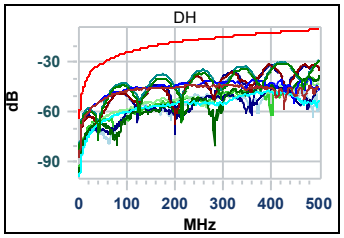

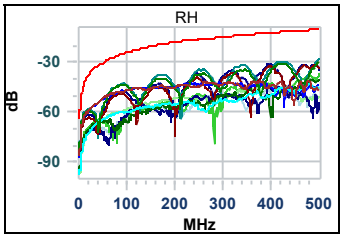

PS NEXT

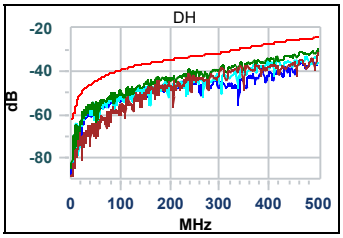

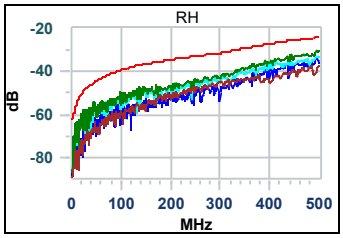

PS ACR-N

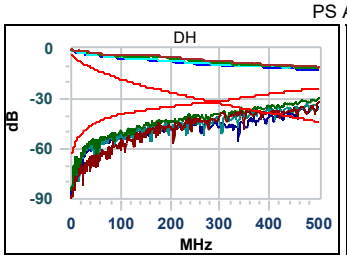

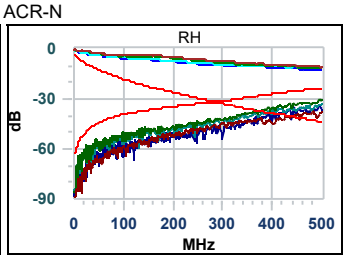

PS ACR-F

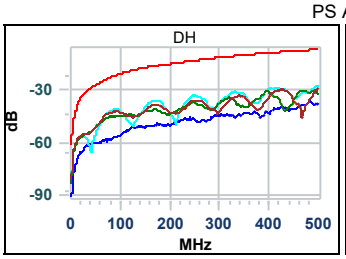

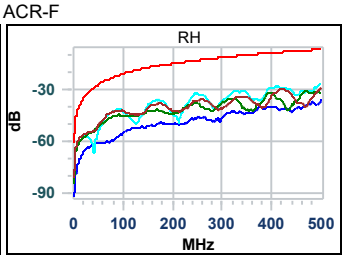

Certificado por IDEAL INDUSTRIES, Inc. - Reporte de medida

Nombre del trabajo: CSJ_P2_S.job
Compañía: TEISA

Fecha del reporte: lunes, 31 de mayo de 2021 05:17 p. m.
Versión: 1.3.2

Pasa

Nombrede la medida: D13
Límite a medida: Cat 6A UTP Perm
MFGDB:
LANTEK II-500 [1146004/1140507]
ID del adaptador: 6014, CAT6A,0656,Rev.P
Notas de usuario:

NVP: 72
Estándar: TIA 568-C.2
Rango de frequencia: 1 - 500MHz
Firmware 2.052

Fecha de la medida: 26/5/2021
Hora de la medida: 11:48:59
Operador: TEISA
Contratista: 01
Compañía: TEISA

		Valor del peor escenario		Pares	Límite	Margen		Pares	Peor valor absoluto	Límite	Margen
Mapeado de hilos	✔	N/D		N/D	N/D	N/D					
Longitúd	✔	39,7 m.		5,4	90,0 m.	50,3 m.					
Resistencia DC	✔	6,0 ohms		5,4	20,0 ohms	14,0 ohms					
Retarde de propagación	✔	198,2 ns		3,6	498,0 ns	299,8 ns					
Desviación de retardo	✔	14,5 ns		3,6	44,0 ns	29,5 ns					
Atenuación	✔	1,4 dB @ 3,0MHz	DH	1,2	< 3,1 dB	1,7 dB	DH	1,2	15,6 dB @ 497,0MHz	< 43,6 dB	28,0 dB
Pérdida de retorno	✔	11,6 dB @ 366,0MHz	DH	3,6	> 8,4 dB	3,2 dB	DH	3,6	11,6 dB @ 366,0MHz	> 8,4 dB	3,2 dB
NEXT	✔	33,8 dB @ 418,0MHz	RH	3,6-5,4	> 29,2 dB	4,6 dB	DH	7,8-3,6	31,4 dB @ 500,0MHz	> 26,7 dB	4,7 dB
ACR-N	✔	48,4 dB @ 67,0MHz	RH	3,6-5,4	>= 30,1 dB	18,3 dB	DH	7,8-3,6	16,9 dB @ 500,0MHz	>= -17,1 dB	34,0 dB
ACR-F	✔	66,0 dB @ 5,1MHz	DH	5,4-7,8	> 50,1 dB	15,9 dB	RH	5,4-7,8	27,9 dB @ 500,0MHz	> 10,2 dB	17,7 dB
Encabezado	N/D	39,6 dB		N/D	N/D	N/D					
PS NEXT	✔	29,6 dB @ 466,0MHz	DH	3,6	> 24,8 dB	4,8 dB	DH	3,6	29,2 dB @ 497,0MHz	> 23,9 dB	5,3 dB
PS ACR-N	✔	50,0 dB @ 45,8MHz	RH	5,4	> 33,0 dB	17,0 dB	DH	3,6	14,8 dB @ 497,0MHz	> -19,7 dB	34,5 dB
PS ACR-F	✔	64,2 dB @ 5,1MHz	RH	5,4	> 47,1 dB	17,1 dB	RH	5,4	27,2 dB @ 493,0MHz	> 7,3 dB	19,9 dB

Mapeado de hilos

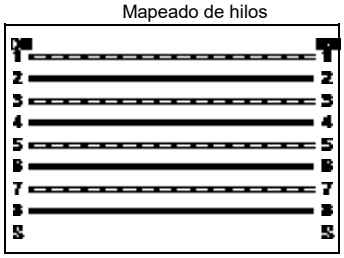

Atenuación

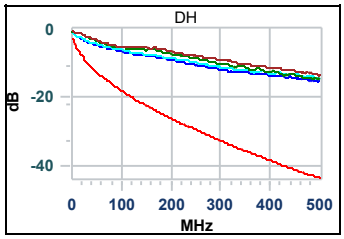

Pérdida de retorno

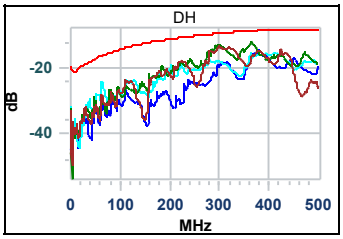

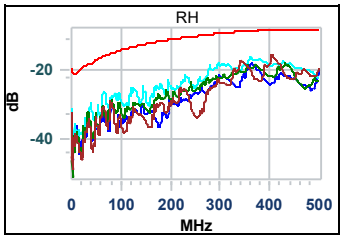

NEXT

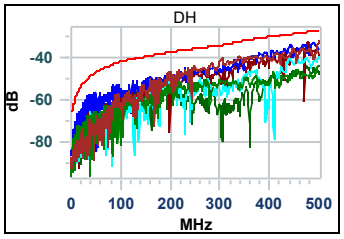

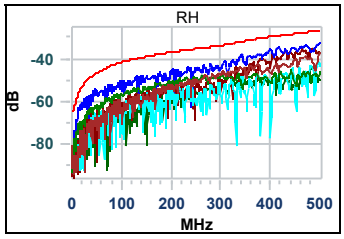

ACR-N

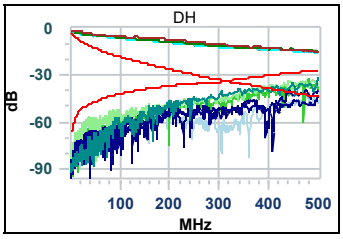

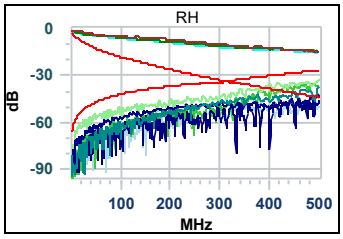

ACR-F

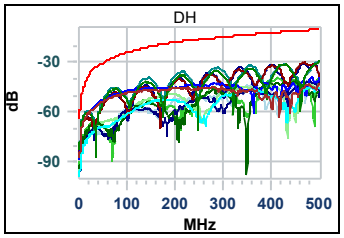

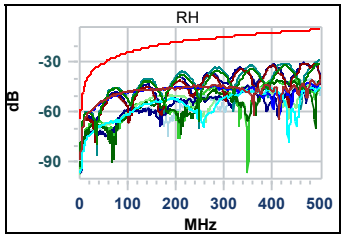

PS NEXT

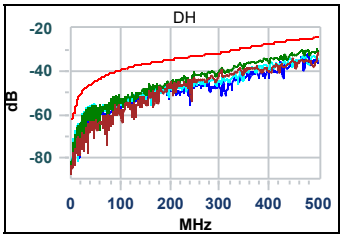

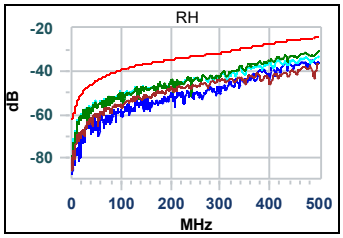

PS ACR-N

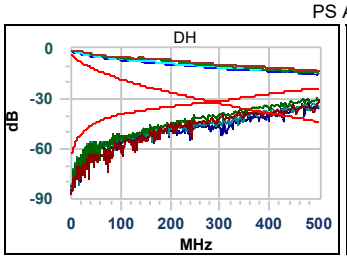

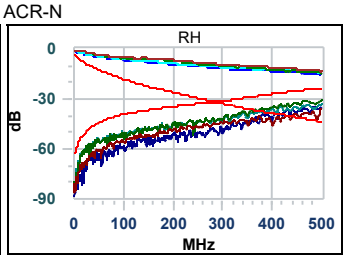

PS ACR-F

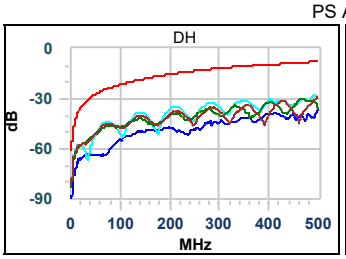

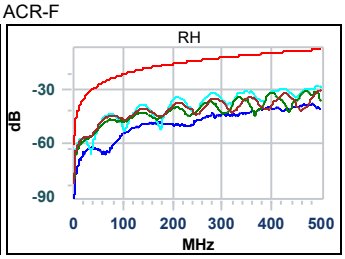

Certificado por IDEAL INDUSTRIES, Inc. - Reporte de medida

Nombre del trabajo: CSJ_P2_S.job
Compañía: TEISA

Fecha del reporte: lunes, 31 de mayo de 2021 05:17 p. m.
Versión: 1.3.2

Pasa

Nombrede la medida: D14
Límite a medida: Cat 6A UTP Perm
MFGDB:
LANTEK II-500 [1146004/1140507]
ID del adaptador: 6014, CAT6A,0656,Rev.P
Notas de usuario:

NVP: 72
Estándar: TIA 568-C.2
Rango de frequencia: 1 - 500MHz
Firmware 2.052

Fecha de la medida: 26/5/2021
Hora de la medida: 11:48:27
Operador: TEISA
Contratista: 01
Compañía: TEISA

		Valor del peor escenario		Pares	Límite	Margen		Pares	Peor valor absoluto	Límite	Margen
Mapeado de hilos	✔	N/D		N/D	N/D	N/D					
Longitúd	✔	39,9 m.		5,4	90,0 m.	50,1 m.					
Resistencia DC	✔	6,0 ohms		3,6	20,0 ohms	14,0 ohms					
Retarde de propagación	✔	199,1 ns		3,6	498,0 ns	298,9 ns					
Desviación de retardo	✔	14,2 ns		3,6	44,0 ns	29,8 ns					
Atenuación	✔	1,4 dB @ 3,0MHz	DH	1,2	< 3,1 dB	1,7 dB	DH	1,2	15,4 dB @ 498,0MHz	< 43,6 dB	28,2 dB
Pérdida de retorno	✔	12,9 dB @ 298,0MHz	DH	7,8	> 9,3 dB	3,6 dB	DH	3,6	12,8 dB @ 364,0MHz	> 8,4 dB	4,4 dB
NEXT	✔	33,4 dB @ 403,0MHz	DH	3,6-5,4	> 29,8 dB	3,6 dB	DH	7,8-3,6	30,9 dB @ 500,0MHz	> 26,7 dB	4,2 dB
ACR-N	✔	46,8 dB @ 66,8MHz	RH	3,6-5,4	>= 30,2 dB	16,6 dB	DH	7,8-3,6	16,1 dB @ 500,0MHz	>= -17,1 dB	33,2 dB
ACR-F	✔	65,5 dB @ 5,1MHz	DH	5,4-7,8	> 50,1 dB	15,4 dB	RH	5,4-7,8	28,1 dB @ 500,0MHz	> 10,2 dB	17,9 dB
Encabezado	N/D	38,3 dB		N/D	N/D	N/D					
PS NEXT	✔	29,2 dB @ 470,0MHz	DH	3,6	> 24,7 dB	4,5 dB	DH	3,6	28,5 dB @ 500,0MHz	> 23,8 dB	4,7 dB
PS ACR-N	✔	48,9 dB @ 47,8MHz	RH	5,4	> 32,4 dB	16,5 dB	DH	3,6	13,7 dB @ 500,0MHz	> -20,0 dB	33,7 dB
PS ACR-F	✔	64,0 dB @ 5,1MHz	RH	5,4	> 47,1 dB	16,9 dB	RH	5,4	26,6 dB @ 493,0MHz	> 7,3 dB	19,3 dB

Mapeado de hilos

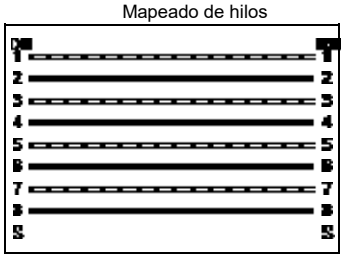

Atenuación

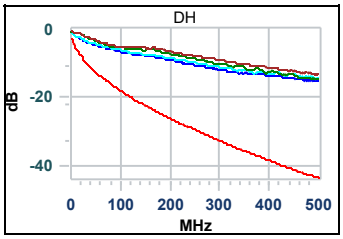

Pérdida de retorno

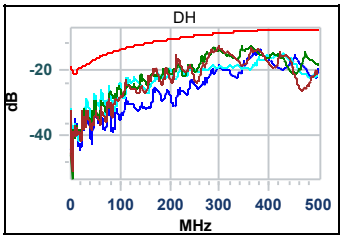

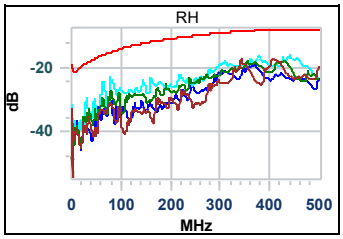

NEXT

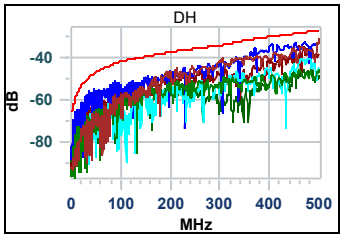

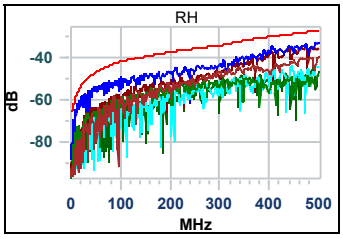

ACR-N

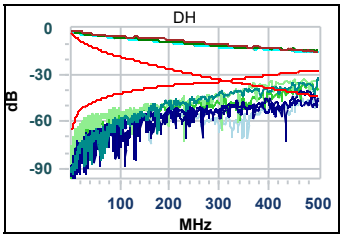

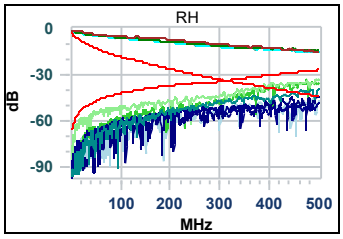

ACR-F

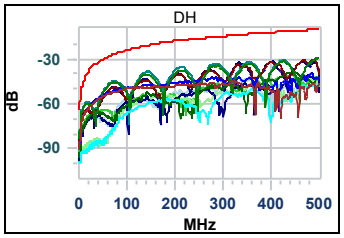

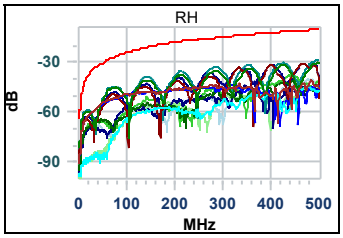

PS NEXT

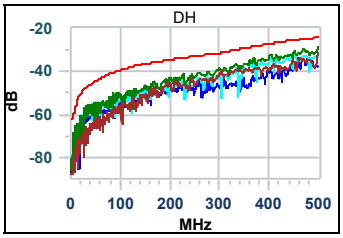

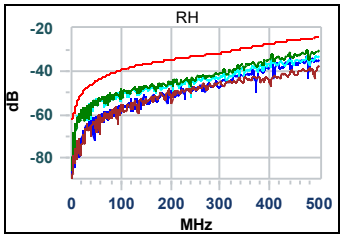

PS ACR-N

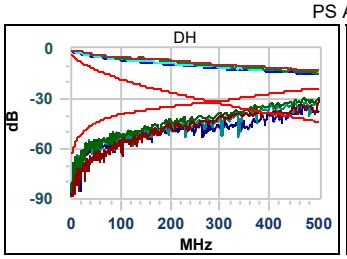

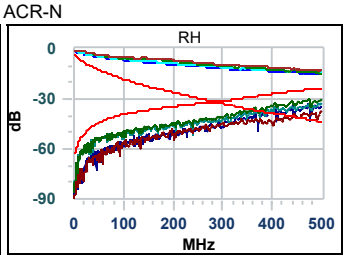

PS ACR-F

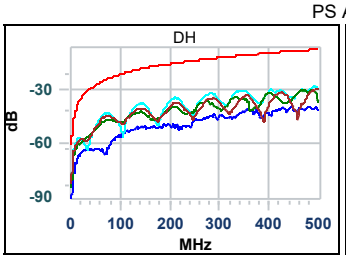

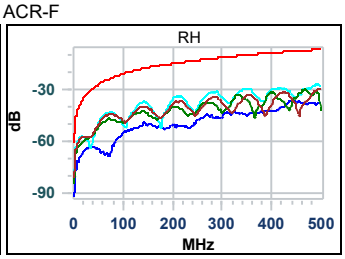

Certificado por IDEAL INDUSTRIES, Inc. - Reporte de medida

Nombre del trabajo: CSJ_P2_S.job
Compañía: TEISA

Fecha del reporte: lunes, 31 de mayo de 2021 05:17 p. m.
Versión: 1.3.2

Pasa

Nombrede la medida: D15
Límite a medida: Cat 6A UTP Perm
MFGDB:
LANTEK II-500 [1146004/1140507]
ID del adaptador: 6014, CAT6A,0656,Rev.P
Notas de usuario:

NVP: 72
Estándar: TIA 568-C.2
Rango de frequencia: 1 - 500MHz
Firmware 2.052

Fecha de la medida: 26/5/2021
Hora de la medida: 11:37:56
Operador: TEISA
Contratista: 01
Compañía: TEISA

		Valor del peor escenario		Pares	Límite	Margen		Pares	Peor valor absoluto	Límite	Margen
Mapeado de hilos	✔	N/D		N/D	N/D	N/D					
Longitúd	✔	31,2 m.		5,4	90,0 m.	58,8 m.					
Resistencia DC	✔	4,8 ohms		5,4	20,0 ohms	15,2 ohms					
Retarde de propagación	✔	156,7 ns		3,6	498,0 ns	341,3 ns					
Desviación de retardo	✔	12,2 ns		3,6	44,0 ns	31,8 ns					
Atenuación	✔	1,1 dB @ 3,0MHz	DH	1,2	< 3,1 dB	2,0 dB	DH	1,2	12,2 dB @ 498,0MHz	< 43,6 dB	31,4 dB
Pérdida de retorno	✔	13,3 dB @ 289,0MHz	DH	3,6	> 9,4 dB	3,9 dB	DH	7,8	12,9 dB @ 378,0MHz	> 8,2 dB	4,7 dB
NEXT	✔	30,9 dB @ 500,0MHz	DH	7,8-3,6	> 26,7 dB	4,2 dB	DH	7,8-3,6	30,9 dB @ 500,0MHz	> 26,7 dB	4,2 dB
ACR-N	✔	42,7 dB @ 147,0MHz	RH	3,6-5,4	>= 17,0 dB	25,7 dB	DH	7,8-3,6	19,8 dB @ 500,0MHz	>= -17,1 dB	36,9 dB
ACR-F	✔	65,8 dB @ 5,1MHz	DH	5,4-7,8	> 50,1 dB	15,7 dB	RH	5,4-7,8	29,4 dB @ 463,0MHz	> 10,9 dB	18,5 dB
Encabezado	N/D	31,8 dB		N/D	N/D	N/D					
PS NEXT	✔	28,9 dB @ 500,0MHz	DH	3,6	> 23,8 dB	5,1 dB	DH	3,6	28,9 dB @ 500,0MHz	> 23,8 dB	5,1 dB
PS ACR-N	✔	48,4 dB @ 78,0MHz	RH	5,4	> 25,3 dB	23,1 dB	DH	3,6	17,8 dB @ 500,0MHz	> -20,0 dB	37,8 dB
PS ACR-F	✔	64,2 dB @ 5,1MHz	RH	5,4	> 47,1 dB	17,1 dB	RH	5,4	28,0 dB @ 445,0MHz	> 8,2 dB	19,8 dB

Mapeado de hilos

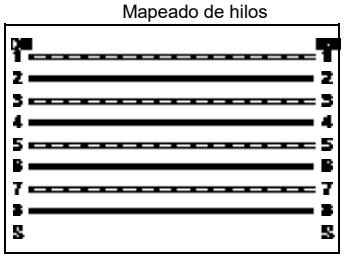

Atenuación

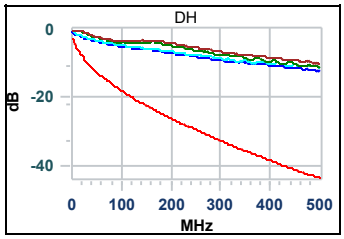

Pérdida de retorno

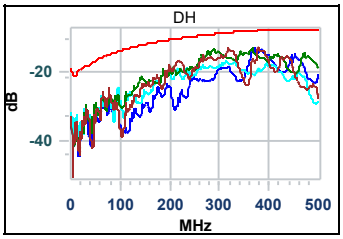

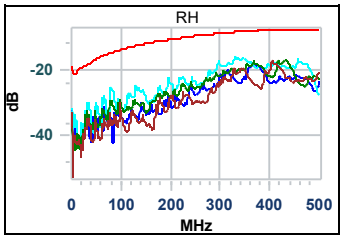

NEXT

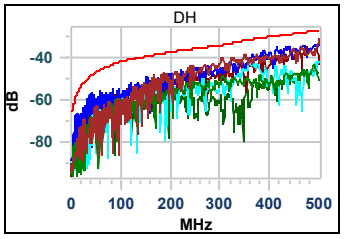

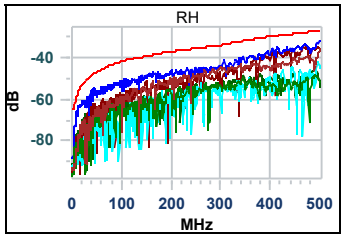

ACR-N

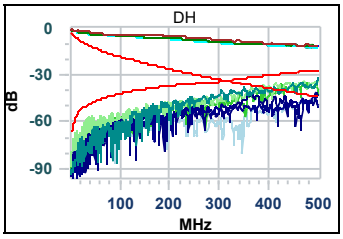

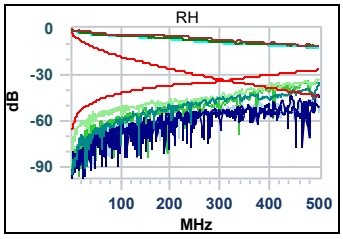

ACR-F

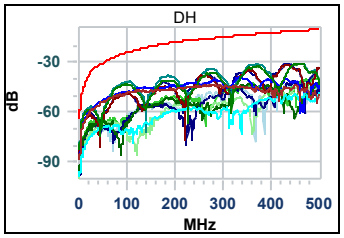

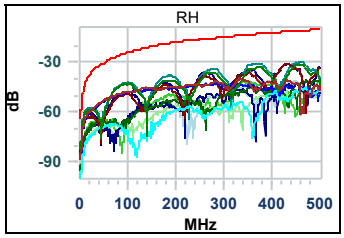

PS NEXT

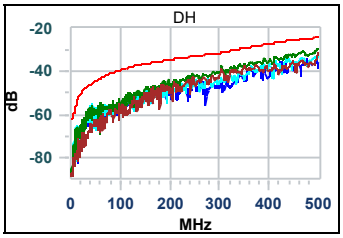

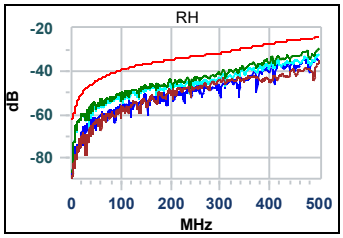

PS ACR-N

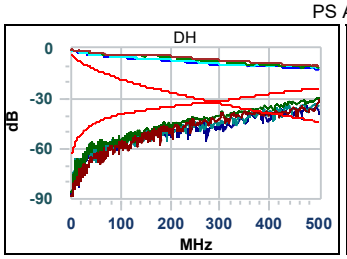

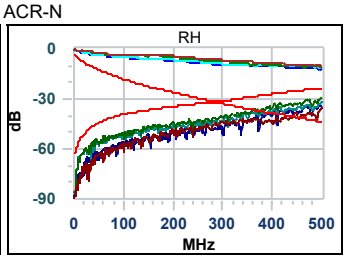

PS ACR-F

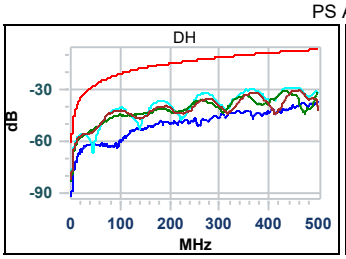

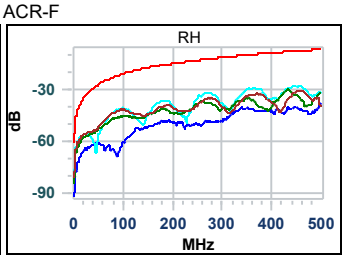

Certificado por IDEAL INDUSTRIES, Inc. - Reporte de medida

Nombre del trabajo: CSJ_P2_S.job
Compañía: TEISA

Fecha del reporte: lunes, 31 de mayo de 2021 05:17 p. m.
Versión: 1.3.2

Pasa

Nombrede la medida: D16
Límite a medida: Cat 6A UTP Perm
MFGDB:
LANTEK II-500 [1146004/1140507]
ID del adaptador: 6014, CAT6A,0656,Rev.P
Notas de usuario:

NVP: 72
Estándar: TIA 568-C.2
Rango de frequencia: 1 - 500MHz
Firmware 2.052

Fecha de la medida: 26/5/2021
Hora de la medida: 11:39:59
Operador: TEISA
Contratista: 01
Compañía: TEISA

		Valor del peor escenario		Pares	Límite	Margen		Pares	Peor valor absoluto	Límite	Margen
Mapeado de hilos	✔	N/D		N/D	N/D	N/D					
Longitúd	✔	32,3 m.		5,4	90,0 m.	57,7 m.					
Resistencia DC	✔	5,0 ohms		1,2	20,0 ohms	15,0 ohms					
Retarde de propagación	✔	161,5 ns		3,6	498,0 ns	336,5 ns					
Desviación de retardo	✔	12,1 ns		3,6	44,0 ns	31,9 ns					
Atenuación	✔	1,2 dB @ 3,0MHz	DH	1,2	< 3,1 dB	1,9 dB	DH	1,2	12,7 dB @ 495,0MHz	< 43,5 dB	30,8 dB
Pérdida de retorno	✔	10,6 dB @ 422,0MHz	DH	7,8	> 8,0 dB	2,6 dB	DH	7,8	10,6 dB @ 422,0MHz	> 8,0 dB	2,6 dB
NEXT	✔	31,0 dB @ 491,0MHz	DH	3,6-1,2	> 26,9 dB	4,1 dB	DH	3,6-1,2	31,0 dB @ 491,0MHz	> 26,9 dB	4,1 dB
ACR-N	✔	42,3 dB @ 125,0MHz	RH	3,6-5,4	>= 20,1 dB	22,2 dB	DH	3,6-1,2	18,7 dB @ 491,0MHz	>= -16,4 dB	35,1 dB
ACR-F	✔	65,0 dB @ 5,4MHz	DH	5,4-7,8	> 49,6 dB	15,4 dB	RH	5,4-7,8	29,0 dB @ 450,0MHz	> 11,1 dB	17,9 dB
Encabezado	N/D	31,9 dB		N/D	N/D	N/D					
PS NEXT	✔	27,7 dB @ 497,0MHz	DH	3,6	> 23,9 dB	3,8 dB	DH	3,6	27,7 dB @ 497,0MHz	> 23,9 dB	3,8 dB
PS ACR-N	✔	47,0 dB @ 72,8MHz	RH	5,4	> 26,4 dB	20,6 dB	DH	3,6	16,1 dB @ 497,0MHz	> -19,7 dB	35,8 dB
PS ACR-F	✔	63,9 dB @ 5,2MHz	DH	5,4	> 46,9 dB	17,0 dB	RH	5,4	28,0 dB @ 442,0MHz	> 8,3 dB	19,7 dB

Mapeado de hilos

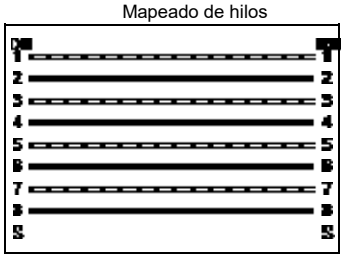

Atenuación

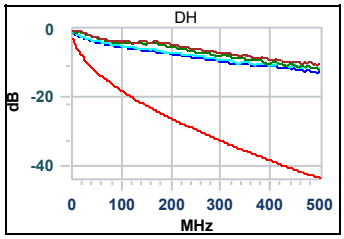

Pérdida de retorno

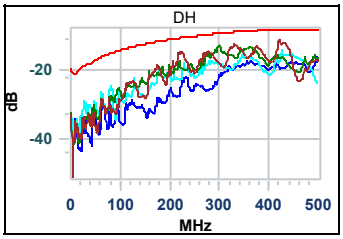

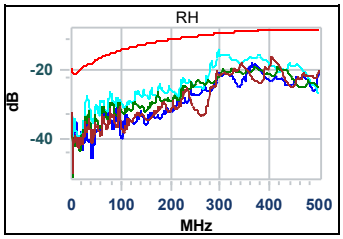

NEXT

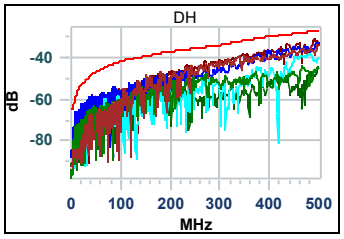

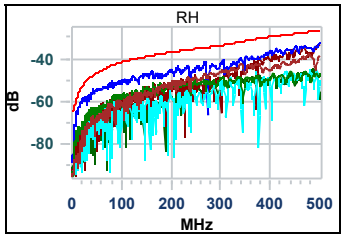

ACR-N

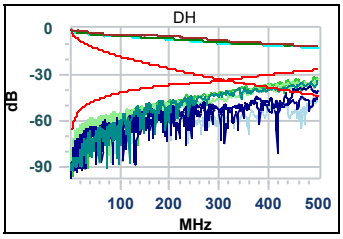

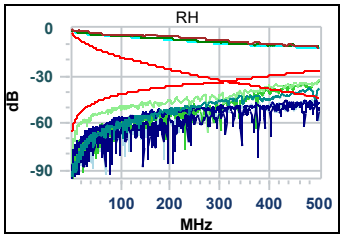

ACR-F

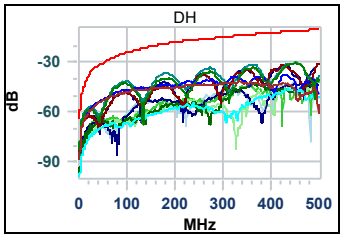

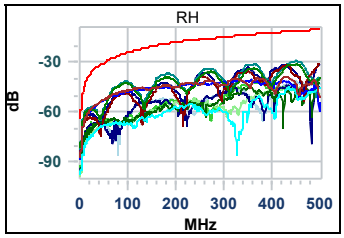

PS NEXT

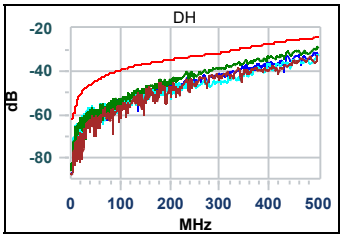

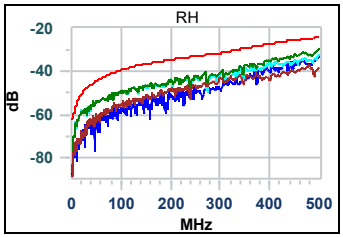

PS ACR-N

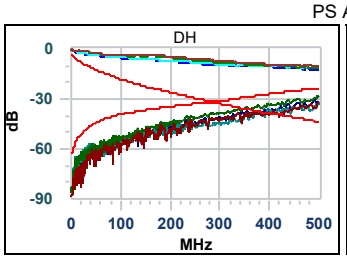

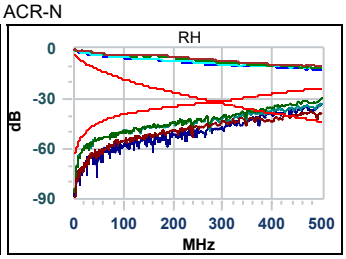

PS ACR-F

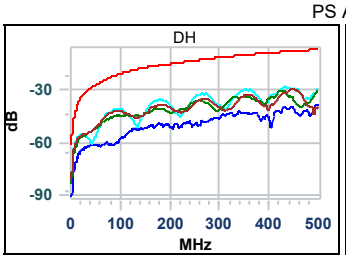

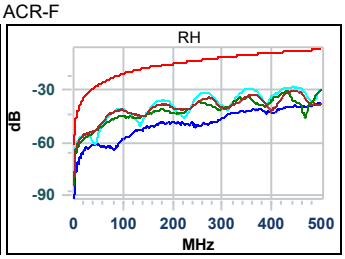

Certificado por IDEAL INDUSTRIES, Inc. - Reporte de medida

Nombre del trabajo: CSJ_P2_S.job
Compañía: TEISA

Fecha del reporte: lunes, 31 de mayo de 2021 05:17 p. m.
Versión: 1.3.2

Pasa

Nombrede la medida: D17
Límite a medida: Cat 6A UTP Perm
MFGDB:
LANTEK II-500 [1146004/1140507]
ID del adaptador: 6014, CAT6A,0656,Rev.P
Notas de usuario:

NVP: 72
Estándar: TIA 568-C.2
Rango de frequencia: 1 - 500MHz
Firmware 2.052

Fecha de la medida: 26/5/2021
Hora de la medida: 11:30:19
Operador: TEISA
Contratista: 01
Compañía: TEISA

		Valor del peor escenario		Pares	Límite	Margen		Pares	Peor valor absoluto	Límite	Margen
Mapeado de hilos	✔	N/D		N/D	N/D	N/D					
Longitúd	✔	39,5 m.		5,4	90,0 m.	50,5 m.					
Resistencia DC	✔	5,9 ohms		1,2	20,0 ohms	14,1 ohms					
Retarde de propagación	✔	198,1 ns		7,8	498,0 ns	299,9 ns					
Desviación de retardo	✔	15,0 ns		7,8	44,0 ns	29,0 ns					
Atenuación	✔	1,3 dB @ 3,0MHz	DH	1,2	< 3,1 dB	1,8 dB	DH	1,2	15,3 dB @ 499,0MHz	< 43,7 dB	28,4 dB
Pérdida de retorno	✔	12,8 dB @ 300,0MHz	DH	3,6	> 9,2 dB	3,6 dB	DH	3,6	12,3 dB @ 363,0MHz	> 8,4 dB	3,9 dB
NEXT	✔	29,9 dB @ 500,0MHz	DH	7,8-3,6	> 26,7 dB	3,2 dB	DH	7,8-3,6	29,9 dB @ 500,0MHz	> 26,7 dB	3,2 dB
ACR-N	✔	49,1 dB @ 67,8MHz	RH	3,6-5,4	>= 30,0 dB	19,1 dB	DH	7,8-3,6	15,3 dB @ 500,0MHz	>= -17,1 dB	32,4 dB
ACR-F	✔	66,0 dB @ 5,1MHz	DH	5,4-7,8	> 50,1 dB	15,9 dB	RH	5,4-7,8	29,5 dB @ 499,0MHz	> 10,2 dB	19,3 dB
Encabezado	N/D	37,7 dB		N/D	N/D	N/D					
PS NEXT	✔	27,4 dB @ 500,0MHz	DH	3,6	> 23,8 dB	3,6 dB	DH	3,6	27,4 dB @ 500,0MHz	> 23,8 dB	3,6 dB
PS ACR-N	✔	51,1 dB @ 47,8MHz	RH	5,4	> 32,4 dB	18,7 dB	DH	3,6	12,8 dB @ 500,0MHz	> -20,0 dB	32,8 dB
PS ACR-F	✔	64,1 dB @ 5,1MHz	RH	5,4	> 47,1 dB	17,0 dB	DH	5,4	28,0 dB @ 496,0MHz	> 7,3 dB	20,7 dB

Mapeado de hilos

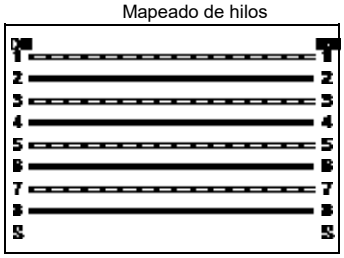

Atenuación

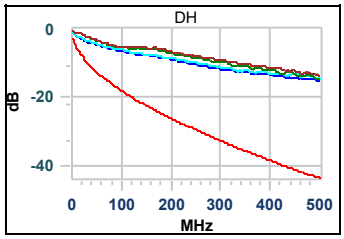

Pérdida de retorno

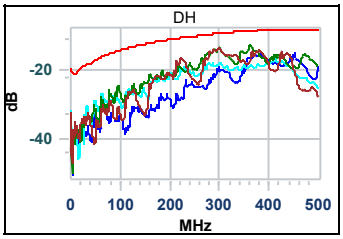

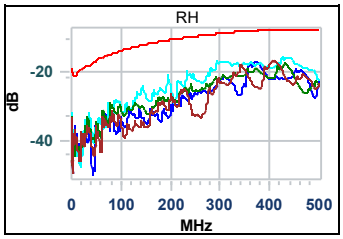

NEXT

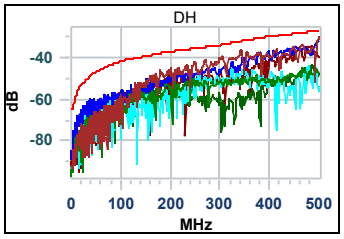

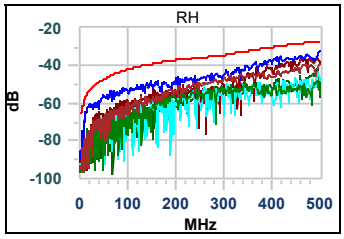

ACR-N

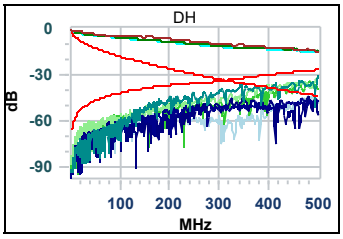

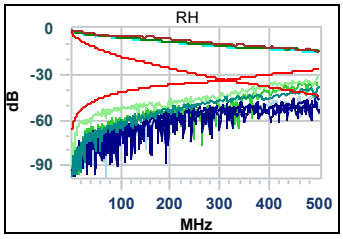

ACR-F

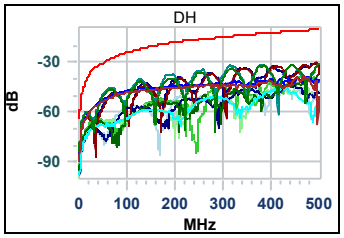

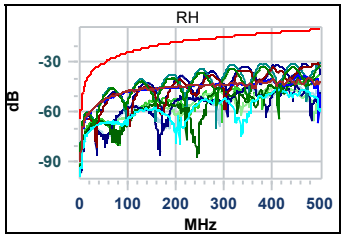

PS NEXT

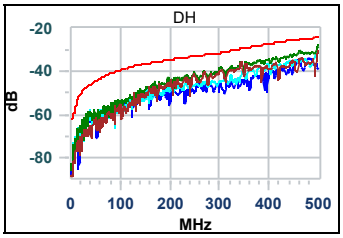

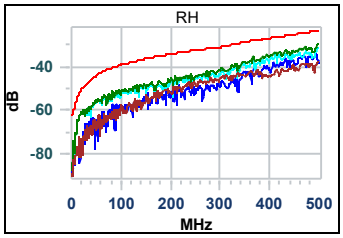

PS ACR-N

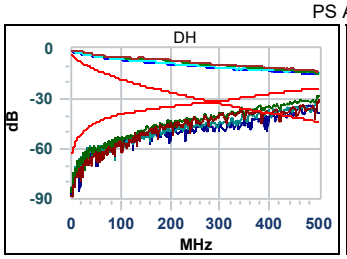

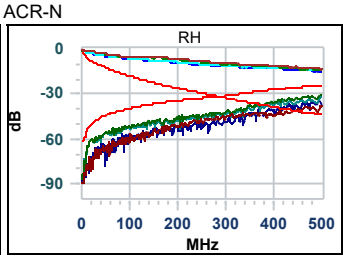

PS ACR-F

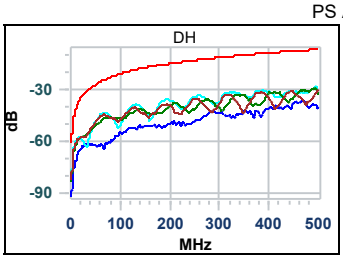

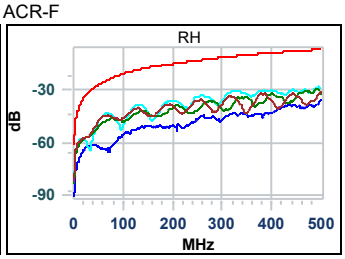

Certificado por IDEAL INDUSTRIES, Inc. - Reporte de medida

Nombre del trabajo: CSJ_P2_S.job
Compañía: TEISA

Fecha del reporte: lunes, 31 de mayo de 2021 05:17 p. m.
Versión: 1.3.2

Pasa

Nombrede la medida: D18
Límite a medida: Cat 6A UTP Perm
MFGDB:
LANTEK II-500 [1146004/1140507]
ID del adaptador: 6014, CAT6A,0656,Rev.P
Notas de usuario:

NVP: 72
Estándar: TIA 568-C.2
Rango de frequencia: 1 - 500MHz
Firmware 2.052

Fecha de la medida: 26/5/2021
Hora de la medida: 11:13:11
Operador: TEISA
Contratista: 01
Compañía: TEISA

		Valor del peor escenario		Pares	Límite	Margen		Pares	Peor valor absoluto	Límite	Margen
Mapeado de hilos	✔	N/D		N/D	N/D	N/D					
Longitúd	✔	37,3 m.		5,4	90,0 m.	52,7 m.					
Resistencia DC	✔	5,6 ohms		3,6	20,0 ohms	14,4 ohms					
Retarde de propagación	✔	187,2 ns		7,8	498,0 ns	310,8 ns					
Desviación de retardo	✔	14,3 ns		7,8	44,0 ns	29,7 ns					
Atenuación	✔	1,3 dB @ 3,0MHz	DH	1,2	< 3,1 dB	1,8 dB	DH	1,2	14,4 dB @ 499,0MHz	< 43,7 dB	29,3 dB
Pérdida de retorno	✔	11,6 dB @ 342,0MHz	DH	3,6	> 8,7 dB	2,9 dB	DH	3,6	11,6 dB @ 342,0MHz	> 8,7 dB	2,9 dB
NEXT	✔	31,6 dB @ 427,0MHz	RH	3,6-5,4	> 28,9 dB	2,7 dB	DH	7,8-3,6	30,7 dB @ 500,0MHz	> 26,7 dB	4,0 dB
ACR-N	✔	47,8 dB @ 84,5MHz	DH	3,6-5,4	>= 26,6 dB	21,2 dB	DH	7,8-3,6	17,7 dB @ 500,0MHz	>= -17,1 dB	34,8 dB
ACR-F	✔	64,9 dB @ 5,1MHz	DH	5,4-7,8	> 50,1 dB	14,8 dB	DH	5,4-3,6	28,7 dB @ 495,0MHz	> 10,3 dB	18,4 dB
Encabezado	N/D	40,3 dB		N/D	N/D	N/D					
PS NEXT	✔	30,4 dB @ 425,0MHz	RH	3,6	> 26,2 dB	4,2 dB	DH	3,6	28,9 dB @ 500,0MHz	> 23,8 dB	5,1 dB
PS ACR-N	✔	50,7 dB @ 59,0MHz	DH	5,4	> 29,5 dB	21,2 dB	DH	3,6	15,9 dB @ 500,0MHz	> -20,0 dB	35,9 dB
PS ACR-F	✔	63,3 dB @ 5,2MHz	RH	5,4	> 46,9 dB	16,4 dB	DH	5,4	27,6 dB @ 495,0MHz	> 7,3 dB	20,3 dB

Mapeado de hilos

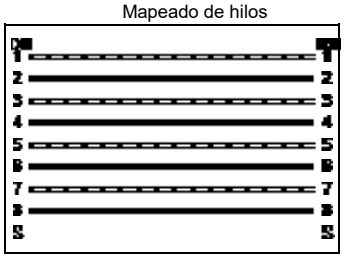

Atenuación

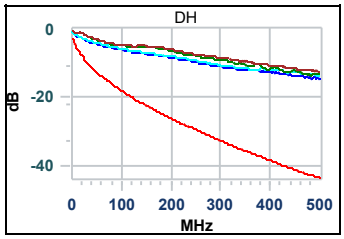

Pérdida de retorno

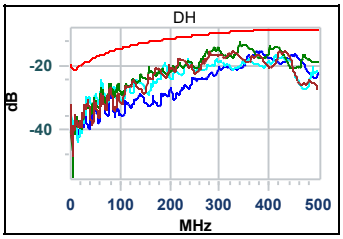

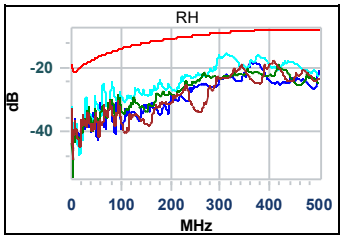

NEXT

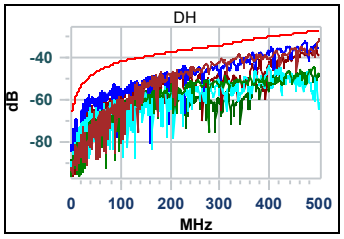

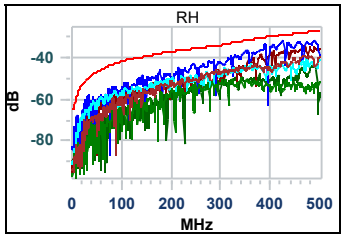

ACR-N

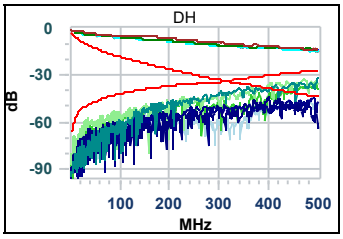

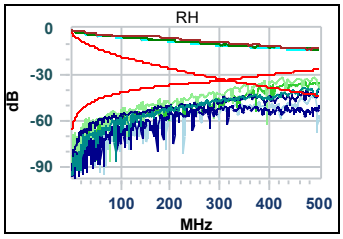

ACR-F

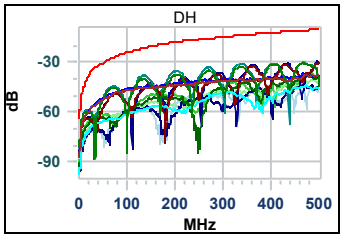

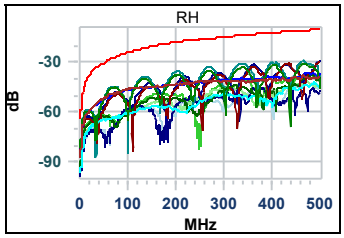

PS NEXT

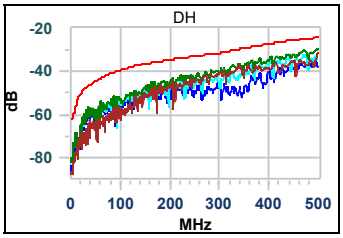

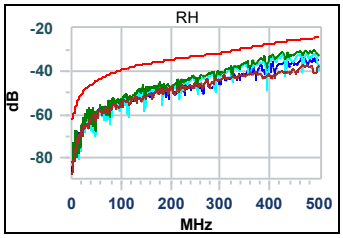

PS ACR-N

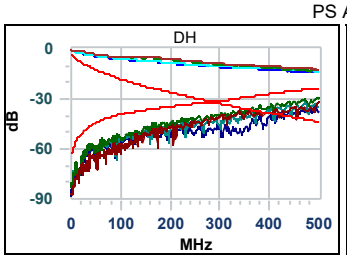

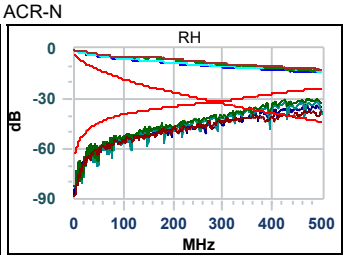
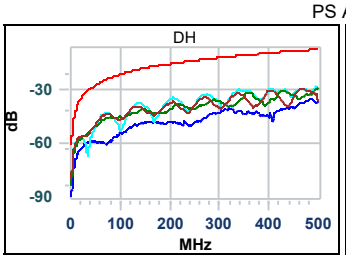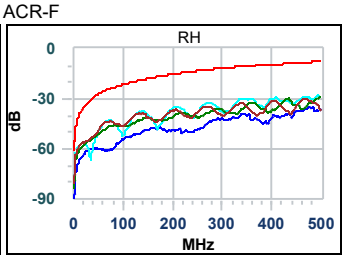
PS ACR-F