REPÚBLICA DEL PARAGUAY

MINISTERIO DE OBRAS PÚBLICAS Y COMUNICACIONES

LLAMADO MOPC N° / 2012

AD REFERENDUM A LA REPROGRAMACION PRESUPUESTARIA

LICITACIÓN PÚBLICA NACIONAL DE FIRMAS CONSTRUCTORAS ESPECIALIZADAS EN OBRAS VIALES PARA LA CONSTRUCCION DE PAVIMENTO TIPO EMPEDRADO EN VARIOS TRAMOS CAMINEROS EN LA REGION ORIENTAL

ANEXO
PLANOS DE OBRA

OBRA 11: ACCESO A LA PASTORA, RAMAL 1 Y RAMAL 2.

AÑO 2012

ASUNCIÓN, PARAGUAY

PLANO DE UBICACION

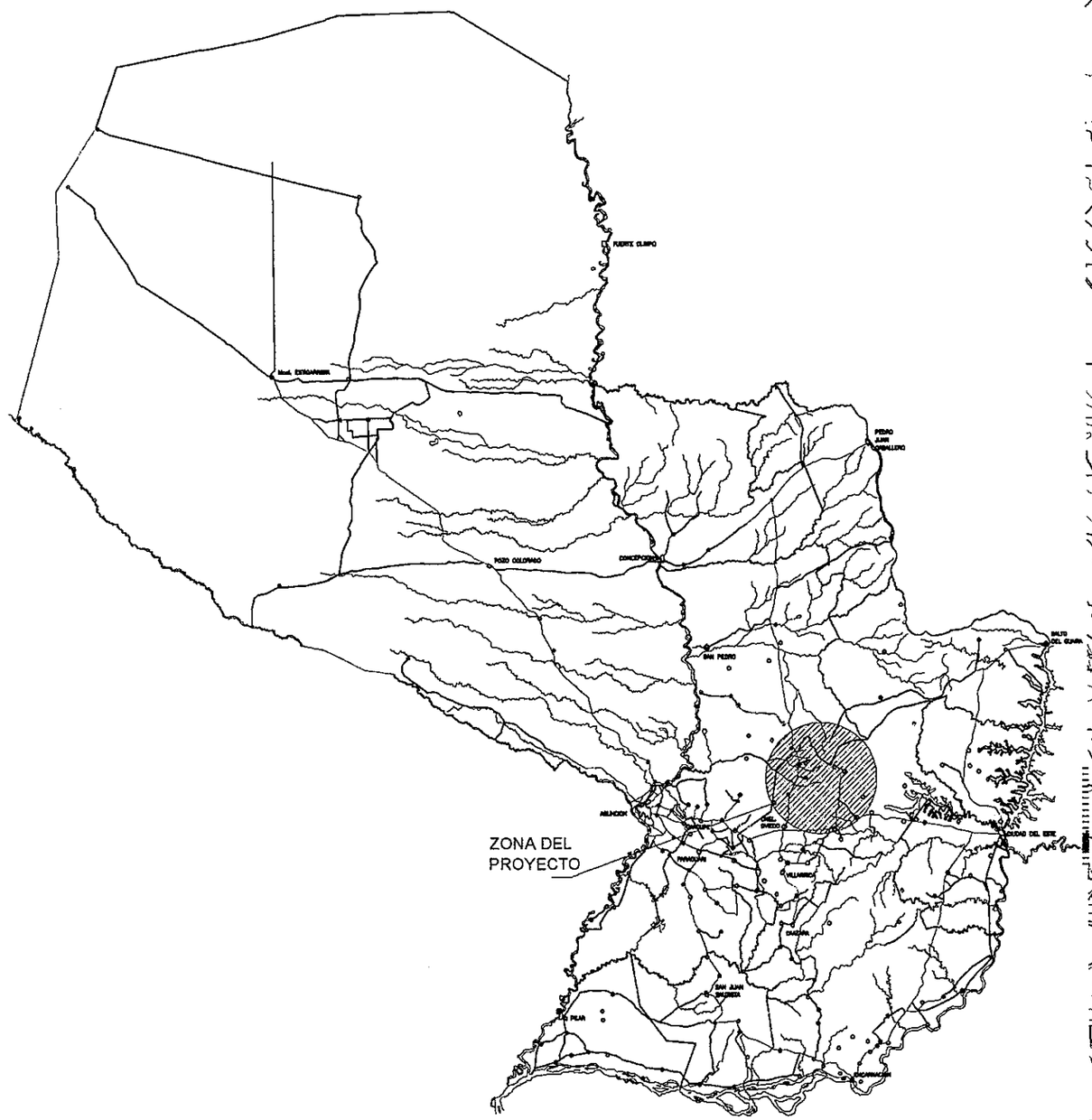

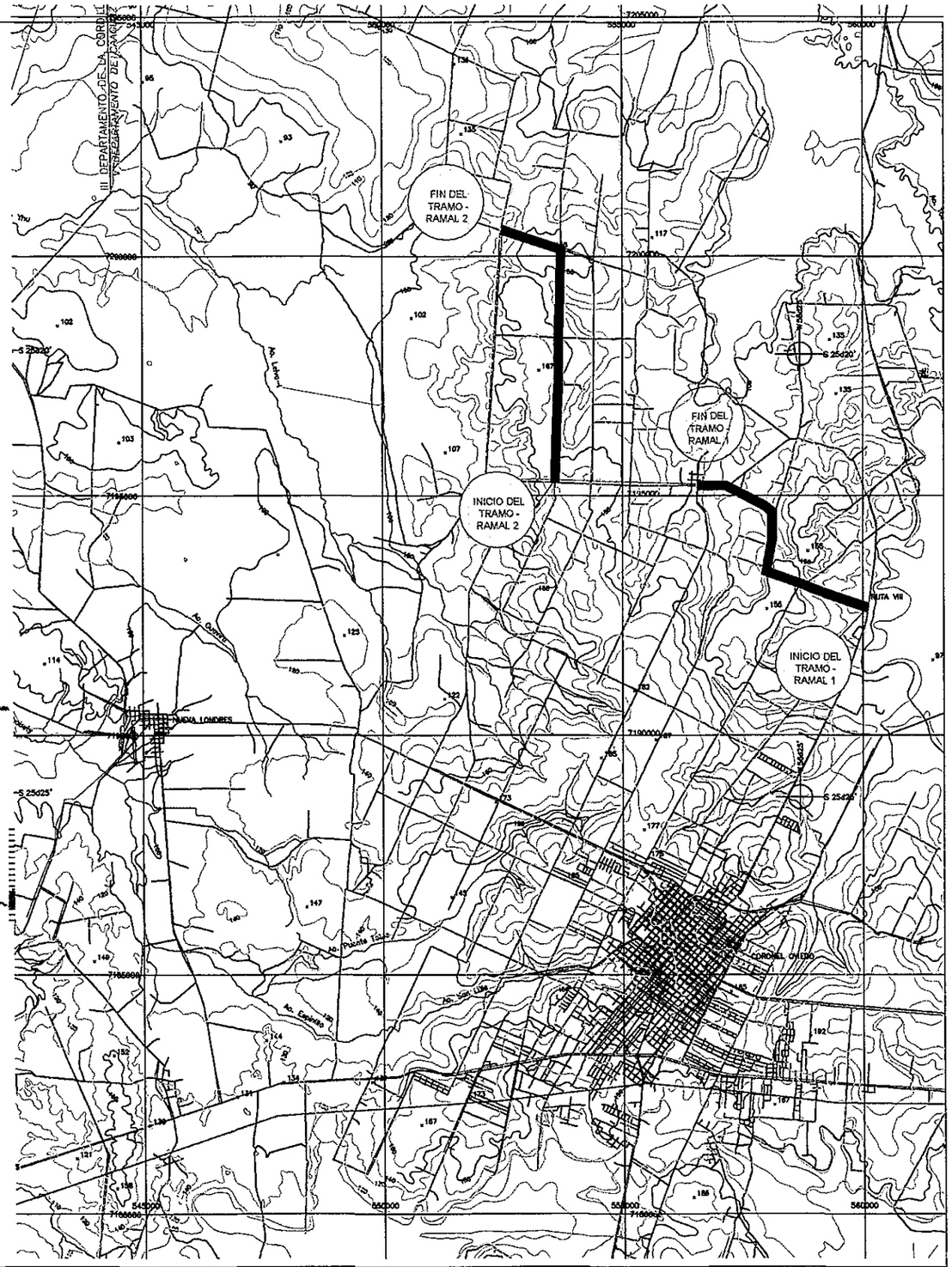

PARAMETROS TECNICOS

VELOCIDAD DIRECTRIZ :	80 KM/H
DISTANCIA DE VISIBILIDAD DE PARADA:	125 M.
RADIO MINIMO HORIZONTAL:	230 M.
DISTANCIA DE VISIBILIDAD DE SOBREPASO:	336 M.

REPUBLICA DEL PARAGUAY
GOBERNACION DE CAAGUAZU

DISEÑO DE PAVIMENTACIÓN TIPO EMPEDRADO

TRAMO: ACCESO A LA PASTORA RAMAL 1 Y RAMAL 2

PLANO DE UBICACION

1

PLANIALTIMETRIA

RAMAL 1

Nº	ANG.CENTRAL	S	RADIO	E	T	D	dpm	PC o TE	PI	PT o ET	Le	Este	Norte
1	0°0'0.00"								0+000.00		0.00	560107.62	7192668.55
2	0°6'3.02"	D	135.00	0.17	0.00	0.00	0.42 °/m.	0+193.49	0+193.49	0+193.49	0.00	559924.34	7192730.55
3	0°0'2.04"	D	135.00	0.74	0.00	0.00	0.44 °/m.	0+391.52	0+391.52	0+391.52	0.00	559736.75	7192794.01
4	0°0'1.01"	D	135.00	-0.21	0.00	0.00	0.40 °/m.	0+634.04	0+634.04	0+634.04	0.00	559507.02	7192871.73
5	0°0'0.03"	I	135.00	-12.46	0.00	++++++++++	°/m.	0+830.37	0+830.37	0+830.37	0.00	559321.05	7192934.64
6	0°0'0.89"	D	135.00	-1.00	0.00	0.00	0.46 °/m.	0+963.14	0+963.14	0+963.14	0.00	559185.27	7192977.19
7	0°0'1.02"	D	135.00	1.87	0.00	0.00	0.41 °/m.	1+073.78	1+073.78	1+073.78	0.00	559090.47	7193012.84
8	5°34'4.94"	D	135.00	0.16	6.56	13.12	0.42 °/m.	1+176.99	1+183.55	1+190.11	0.00	558986.49	7193047.82
9	4°7'51.85"	I	250.00	0.16	9.02	18.03	0.23 °/m.	1+403.78	1+412.79	1+421.80	0.00	558777.48	7193142.01

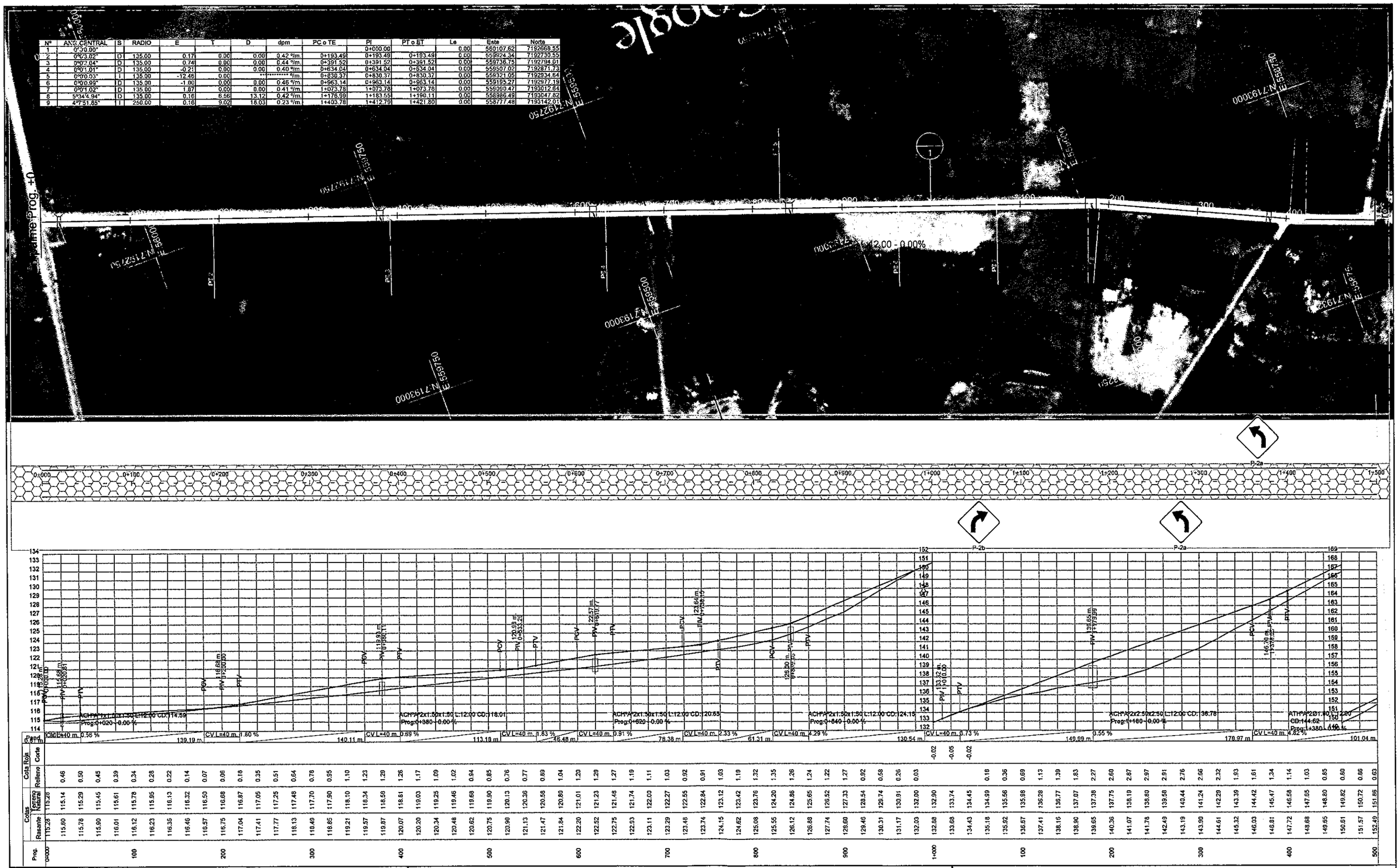

PARAMETROS TECNICOS

VELOCIDAD DIRECTRIZ :	80 KM/H
DISTANCIA DE VISIBILIDAD DE PARADA:	125 M.
RADIO MINIMO HORIZONTAL:	230 M.
DISTANCIA DE VISIBILIDAD DE SOBREPASO:	336 M.

REPÚBLICA DEL PARAGUAY
GOBERNACIÓN DE CAAGUAZU

DISEÑO DE PAVIMENTACION TIPO EMPEDRADO

TRAMO: ACCESO A LA PASTORA - RAMAL 1

PLANIALTIMETRIA	ESCALA	LAMINA Nº
Prog: 0+000 - 1+500	H = 1:2000 V = 1:200	1

2

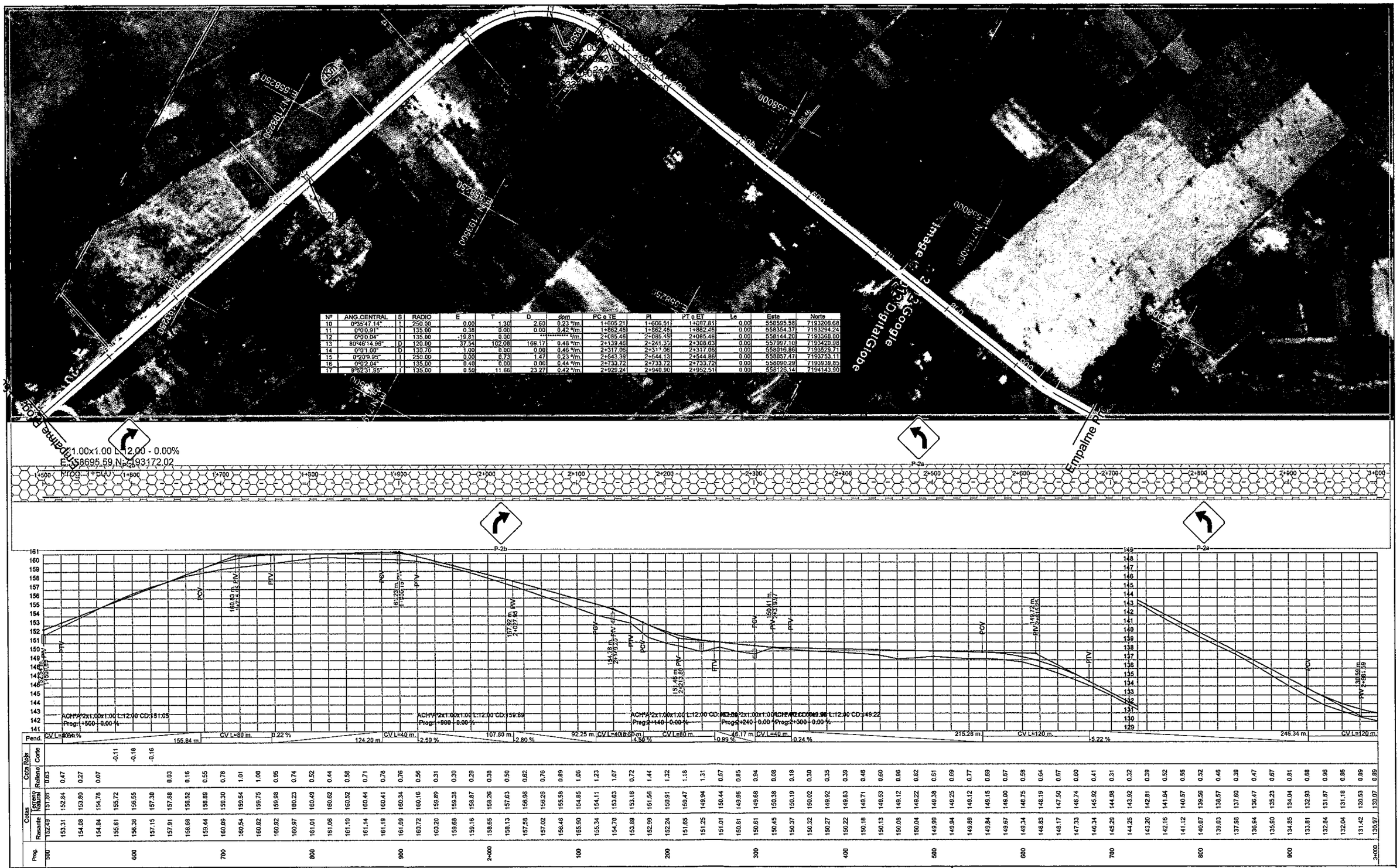

Nº	ANG.CENTRAL	S	RADIO	E	T	D	dom	PC o TE	PI	PT o ET	Le	Este	Norte
10	0°35'47.14"	I	250.00	0.00	1.30	2.60	0.23 °/m.	1+605.21	1+606.51	1+607.81	0.00	558595.58	7193208.68
11	0°00.91"	I	135.00	0.38	0.00	0.00	0.42 °/m.	1+862.46	1+862.46	1+862.46	0.00	558354.37	7193294.24
12	0°00.04"	I	135.00	-19.81	0.00		********** °/m.	2+085.48	2+085.48	2+085.48	0.00	558144.20	7193368.80
13	80°46'14.96"	D	120.00	37.54	102.08	169.17	0.48 °/m.	2+139.48	2+241.55	2+308.63	0.00	557997.10	7193420.98
14	0°0'1.00"	D	130.70	1.00	0.00	0.00	0.46 °/m.	2+317.06	2+317.06	2+317.06	0.00	558016.86	7193529.71
15	0°20'9.95"	I	250.00	0.00	0.73	1.47	0.23 °/m.	2+543.39	2+544.13	2+544.86	0.00	558057.47	7193753.11
16	0°0'2.04"	I	135.00	0.40	0.00	0.00	0.44 °/m.	2+733.72	2+733.72	2+733.72	0.00	558090.29	7193939.85
17	9°52'31.95"	I	135.00	0.50	11.66	23.27	0.42 °/m.	2+929.24	2+940.90	2+952.51	0.00	558126.14	7194143.90

PARAMETROS TECNICOS

VELOCIDAD DIRECTRIZ :	80 KM/H
DISTANCIA DE VISIBILIDAD DE PARADA:	125 M.
RADIO MINIMO HORIZONTAL:	230 M.
DISTANCIA DE VISIBILIDAD DE SOBREPASO:	336 M.

REPÚBLICA DEL PARAGUAY
GOBERNACIÓN DE CAAGUAZU

DISEÑO DE PAVIMENTACION TIPO EMPEDRADO

TRAMO: ACCESO A LA PASTORA - RAMAL 1

PLANIALTIMETRIA	ESCALA	LAMINA Nº
Prog: 1+500 - 3+000	H = 1:2000 V = 1:200	2

3

Nº	ANG.CENTRAL	S	RADIO	E	T	D	dpm	PC o TE	PI	PT o ET	Le	Este	Norte
18	0°00'.08"	I	135.00	25.31	0.00	0.00	0.21 °/m.	3+187.06	3+187.06	3+187.06	0.00	558126.53	7194380.11
19	0°03'.06"	D	135.00	-0.11	0.00	0.00	0.42 °/m.	3+313.78	3+313.78	3+313.78	0.00	558126.73	7194516.84
20	50°47'.84"	I	135.00	14.44	64.08	119.66	0.42 °/m.	3+394.38	3+458.46	3+514.04	0.00	558126.96	7194661.52
21	11°42'34.58"	I	135.00	0.71	13.84	27.59	0.42 °/m.	3+651.07	3+664.91	3+678.66	0.00	557960.63	7194797.88
22	0°28'9.63"	I	250.00	0.00	1.02	2.05	0.23 °/m	3+932.54	3+933.56	3+934.59	0.00	557722.46	7194922.17
23	0°02'.07"	D	135.00	0.68	0.00	0.00	0.41 °/m.	4+223.42	4+223.42	4+223.42	0.00	557464.49	7195054.34
24	26°12'8.02"	I	500.00	13.36	116.36	228.66	0.11 °/m.	4+451.93	4+568.29	4+680.59	0.00	557157.55	7195211.59

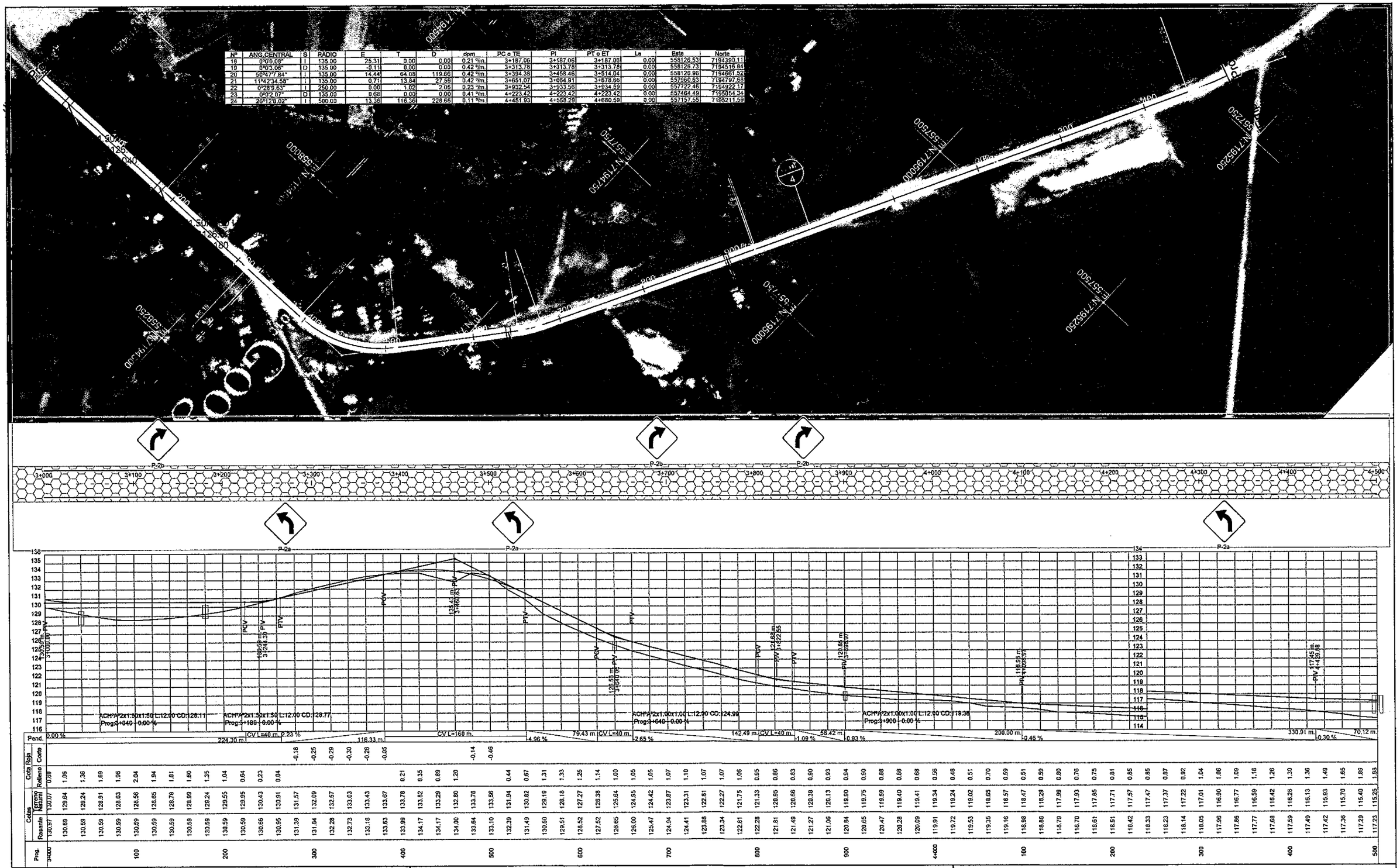

PARAMETROS TECNICOS

VELOCIDAD DIRECTRIZ :	80 KM/H
DISTANCIA DE VISIBILIDAD DE PARADA:	125 M.
RADIO MINIMO HORIZONTAL:	230 M.
DISTANCIA DE VISIBILIDAD DE SOBREPASO:	336 M.

REPÚBLICA DEL PARAGUAY
GOBERNACIÓN DE CAAGUAZU

DISEÑO DE PAVIMENTACION TIPO EMPEDRADO

TRAMO: ACCESO A LA PASTORA - RAMAL 1

PLANIALTIMETRIA	ESCALA	LAMINA Nº
Prog: 3+000 - 4+500	H = 1:2000 V = 1:200	3

Nº	ANG.CENTRAL	S	RADIO	E	T	D	dpm	PC o TE	PI	PT o ET	Le	Este	Norte
24	26°12'8.02"	I	500.00	13.36	116.36	228.66	0.11 °/m.	4+451.93	4+568.29	4+680.59	0.00	557157.55	7195211.59
25	0°0'0.05"	I	135.00	-44.24	0.00	********** °/m.		4+808.15	4+808.15	4+808.15	0.00	556913.65	7195215.53
26	1°58'40.95"	I	250.00	0.04	4.32	8.63	0.23 °/m.	4+995.52	4+999.84	5+004.15	0.00	556721.99	7195218.62
27	0°0'0.00"								5+183.40		0.00	556538.94	7195215.25



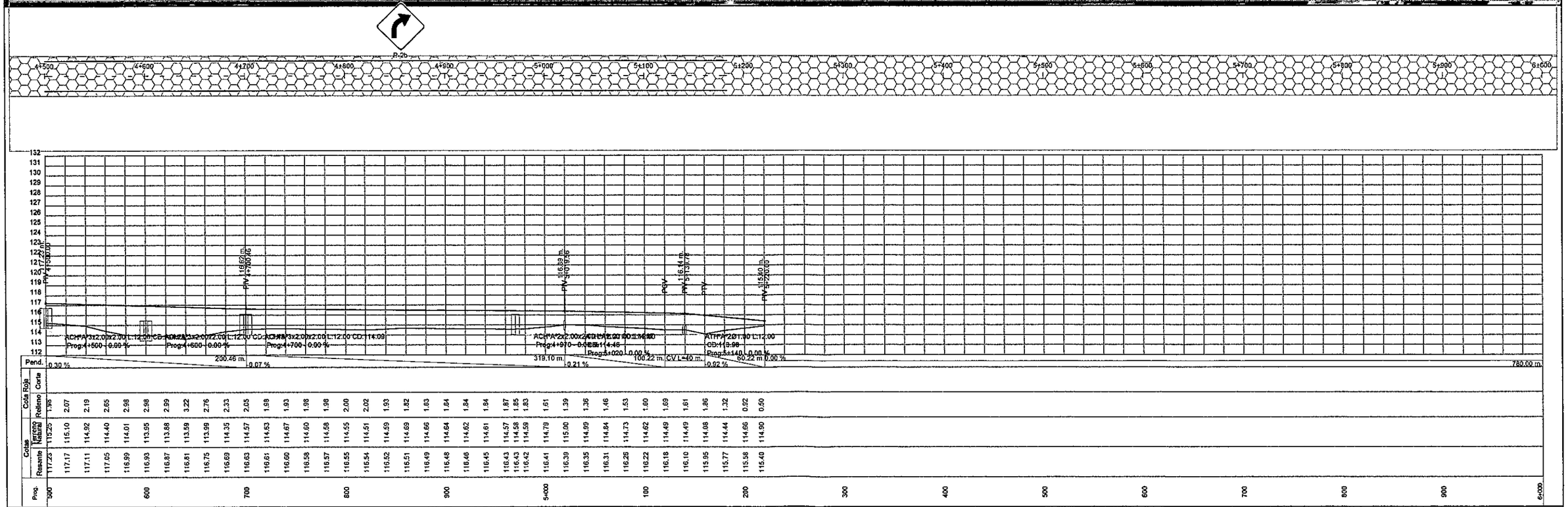

PARAMETROS TECNICOS

VELOCIDAD DIRECTRIZ :	80 KM/H
DISTANCIA DE VISIBILIDAD DE PARADA:	125 M.
RADIO MINIMO HORIZONTAL:	230 M.
DISTANCIA DE VISIBILIDAD DE SOBREPASO:	336 M.

REPÚBLICA DEL PARAGUAY
GOBERNACIÓN DE CAAGUAZU

DISEÑO DE PAVIMENTACION TIPO EMPEDRADO

TRAMO: ACCESO A LA PASTORA - RAMAL 1

PLANIALTIMETRIA	ESCALA	LAMINA Nº
Prog: 4+500 - 5+180	H = 1:2000 V = 1:200	4

PLANIALTIMETRIA

RAMAL 2

Nº	ANG.CENTRAL	S	RADIO	E	T	D	dpm	PC o TE	PI	PT o ET	Le	Este	Norte
2	0°40'18.17"	D	135.00	0.00	0.79	1.58	0.42 º/m.	0+212.47	0+213.27	0+214.06	0.00	553608.91	7195489.39
3	0°36'44.18"	I	135.00	0.00	0.72	1.44	0.42 º/m.	0+454.45	0+455.17	0+455.89	0.00	553620.05	7195741.04
4	0°13'41.62"	I	135.00	0.00	0.27	0.54	0.42 º/m.	0+647.74	0+648.01	0+648.28	0.00	553626.87	7195933.76
5	0°12'22.84"	D	135.00	0.00	0.24	0.49	0.42 º/m.	0+885.68	0+885.92	0+886.17	0.00	553634.33	7196171.55
6	0°9'50.48"	I	135.00	0.00	0.19	0.39	0.42 º/m.	1+124.54	1+124.73	1+124.92	0.00	553642.68	7196410.21
7	0°34'11.85"	D	135.00	0.00	0.67	1.34	0.42 º/m.	1+373.34	1+374.01	1+374.69	0.00	553650.69	7196659.37

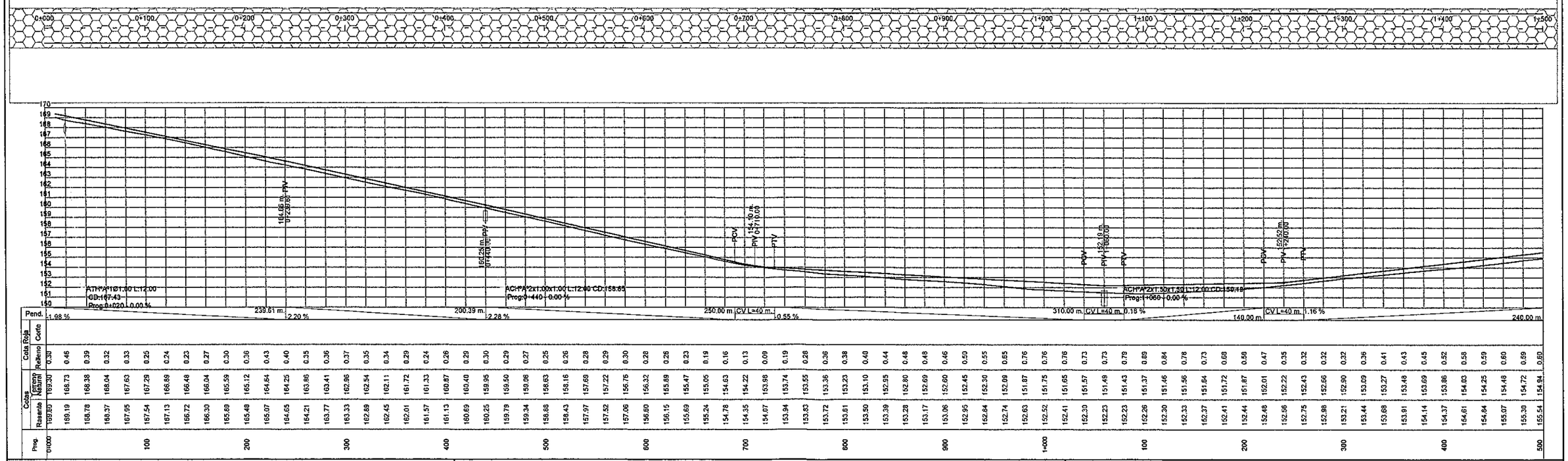

PARAMETROS TECNICOS

VELOCIDAD DIRECTRIZ :	80 Km/H
DISTANCIA DE VISIBILIDAD DE PARADA:	125 M.
RADIO MINIMO HORIZONTAL:	230 M.
DISTANCIA DE VISIBILIDAD DE SOBREPASO:	336 M.

REPÚBLICA DEL PARAGUAY
GOBERNACIÓN DE CAAGUAZU

DISEÑO DE PAVIMENTACION TIPO EMPEDRADO

TRAMO: ACCESO A LA PASTORA - RAMAL 2

PLANIALTIMETRIA	ESCALA	LAMINA Nº
Prog: 0+000 - 1+500	H = 1:2000 V = 1:200	1

6

Nº	ANG.CENTRAL	S	RADIO	E	T	D	dpm	PC o TE	PI	PT o E	Le	Este	Norte
8	0°01.40"	I	135.00	0.32	0.00	0.00	0.43 °/m.	1+607.03	1+607.03	1+607.03	0.00	553660.49	7196892.18
9	0°08.11"	I	135.00	-0.19	0.00	0.01	0.43 °/m.	1+851.73	1+851.74	1+851.74	0.00	553670.78	7197135.67
10	0°02.94"	D	135.00	-0.44	0.00	0.00	0.43 °/m.	2+036.45	2+036.45	2+036.45	0.00	553678.54	7197321.22
11	1°49'28.54"	I	135.00	0.02	2.15	4.30	0.42 °/m.	2+164.94	2+167.09	2+169.24	0.00	553684.03	7197451.74
12	0°02.61"	D	135.00	-0.40	0.00	0.00	0.43 °/m.	2+377.05	2+377.05	2+377.05	0.00	553685.17	7197661.69
13	0°10.98"	I	135.00	-0.12	0.00	0.01	0.42 °/m.	2+587.72	2+587.73	2+587.73	0.00	553688.32	7197872.36
14	0°33'21.08"	I	135.00	0.00	0.65	1.31	0.42 °/m.	2+719.07	2+719.72	2+720.38	0.00	553689.66	7198004.35
15	0°07.33"	I	135.00	0.16	0.00	0.00	0.42 °/m.	3+008.33	3+008.33	3+008.34	0.00	553689.79	7198292.96



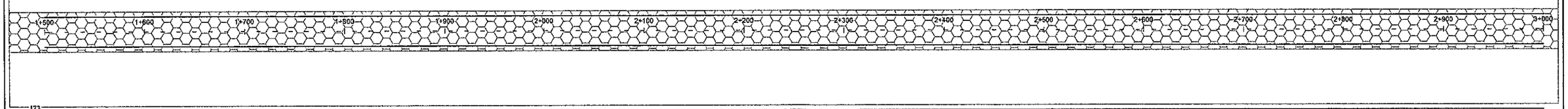

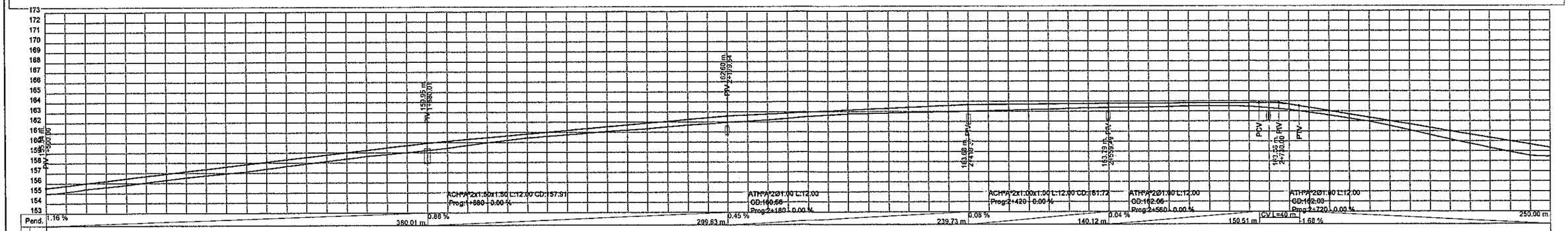

Prog.	Cotas Resante	Cotas Terreno Natural	Cota Roja Relleno	Cota Roja Corte
500	155.54	154.94	0.60	
	155.77	155.13	0.64	
	156.00	155.40	0.60	
	156.23	155.61	0.62	
	156.47	155.82	0.65	
600	156.70	156.07	0.62	
	156.93	156.31	0.62	
	157.16	156.55	0.61	
	157.39	156.76	0.64	
	157.63	156.94	0.68	
700	157.86	157.14	0.72	
	158.09	157.40	0.69	
	158.32	157.66	0.66	
	158.56	157.90	0.65	
	158.79	158.14	0.65	
800	159.02	158.40	0.63	
	159.25	158.65	0.60	
	159.49	158.83	0.65	
	159.72	159.01	0.71	
	159.95	159.21	0.74	
900	160.13	159.44	0.69	
	160.30	159.72	0.59	
	160.48	159.98	0.51	
	160.66	160.21	0.45	
	160.83	160.44	0.39	
2+000	161.01	160.60	0.41	
	161.19	160.75	0.44	
	161.37	160.90	0.46	
	161.54	161.08	0.46	
	161.72	161.20	0.52	
100	161.90	161.33	0.56	
	162.07	161.52	0.55	
	162.25	161.69	0.56	
	162.43	161.82	0.60	
	162.60	161.96	0.64	
200	162.69	162.07	0.62	
	162.78	162.19	0.59	
	162.87	162.35	0.53	
	162.96	162.52	0.44	
	163.05	162.65	0.40	
300	163.14	162.75	0.39	
	163.23	162.81	0.42	
	163.32	162.85	0.47	
	163.41	162.90	0.52	
	163.50	162.93	0.57	
400	163.59	162.97	0.63	
	163.68	163.02	0.66	
	163.70	163.07	0.63	
	163.71	163.11	0.60	
	163.73	163.16	0.57	
500	163.74	163.21	0.53	
	163.76	163.28	0.48	
	163.77	163.34	0.43	
	163.79	163.36	0.42	
	163.80	163.39	0.41	
600	163.81	163.41	0.39	
	163.82	163.45	0.36	
	163.82	163.50	0.33	
	163.83	163.54	0.29	
	163.84	163.52	0.32	
700	163.85	163.47	0.38	
	163.84	163.33	0.50	
	163.68	163.15	0.52	
	163.36	162.88	0.48	
	163.03	162.59	0.43	
800	162.69	162.27	0.42	
	162.36	161.96	0.40	
	162.02	161.54	0.48	
	161.69	161.10	0.59	
	161.35	160.64	0.71	
900	161.02	160.19	0.83	
	160.68	159.76	0.92	
	160.35	159.33	1.01	
	160.01	158.93	1.08	
	159.67	158.53	1.14	
3+000	159.34	158.45	0.89	

PARAMETROS TECNICOS

VELOCIDAD DIRECTRIZ :	80 KM/H
DISTANCIA DE VISIBILIDAD DE PARADA:	125 M.
RADIO MINIMO HORIZONTAL:	230 M.
DISTANCIA DE VISIBILIDAD DE SOBREPASO:	336 M.

REPÚBLICA DEL PARAGUAY
GOBERNACIÓN DE CAAGUAZU

DISEÑO DE PAVIMENTACION TIPO EMPEDRADO

TRAMO: ACCESO A LA PASTORA - RAMAL 2

PLANIALTIMETRIA	ESCALA	LAMINA Nº
Prog: 1+500 - 3+000	H = 1:2000 V = 1:200	2

7

Nº	ANG.CENTRAL	S	RADIO	E	T	D	dpm	PC o TE	PI	PT o ET	Le	Este	Norte
16	1°50'53.04"	D	135.00	0.02	2.18	4.35	0.42 °/m.	3+247.17	3+249.34	3+251.52	0.00	553689.89	7198533.97
17	0°39'34.09"	I	135.00	0.00	0.78	1.55	0.42 °/m.	3+487.97	3+488.75	3+489.53	0.00	553697.71	7198773.25
18	0°30'38.41"	D	135.00	0.00	0.60	1.20	0.42 °/m.	3+719.25	3+719.85	3+720.45	0.00	553702.60	7199004.30
19	0°34'28.49"	I	135.00	0.00	0.68	1.35	0.42 °/m.	3+968.25	3+968.93	3+969.61	0.00	553710.09	7199253.26
20	0°5'5.66"	I	135.00	0.01	0.06	0.12	0.42 °/m.	4+204.82	4+204.88	4+204.94	0.00	553714.81	7199489.17
21	0°17'39.22"	D	135.00	0.00	0.35	0.69	0.42 °/m.	4+464.31	4+464.65	4+465.00	0.00	553719.78	7199748.89

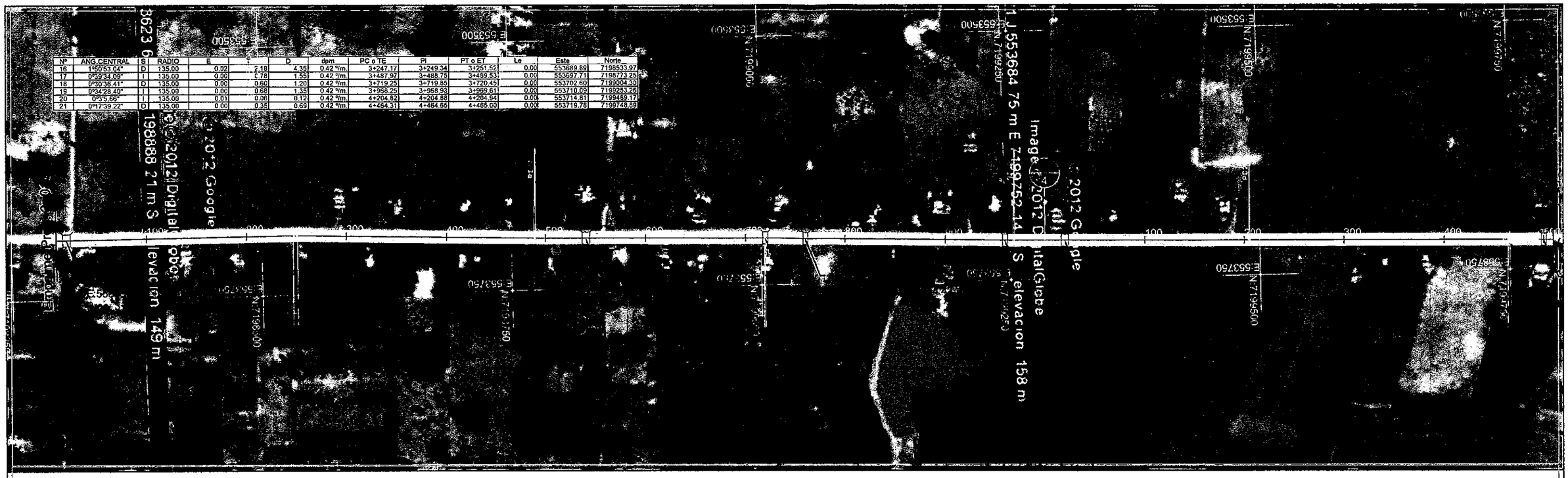

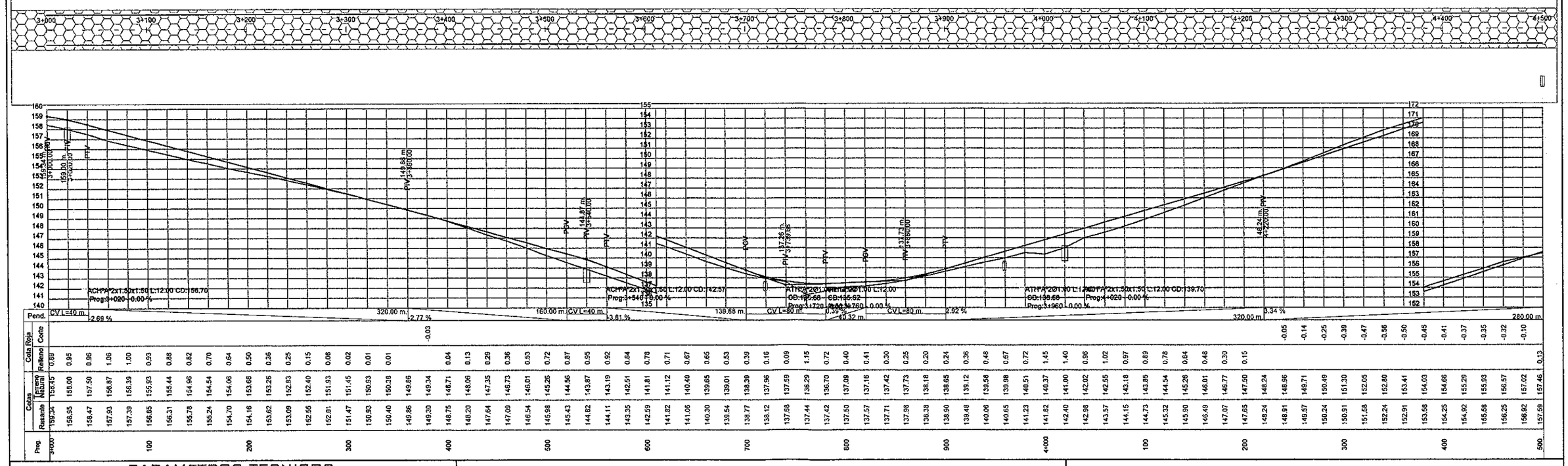

PARAMETROS TECNICOS

VELOCIDAD DIRECTRIZ :	80 KM/H
DISTANCIA DE VISIBILIDAD DE PARADA:	125 M.
RADIO MINIMO HORIZONTAL:	230 M.
DISTANCIA DE VISIBILIDAD DE SOBREPASO:	336 M.

REPÚBLICA DEL PARAGUAY
GOBERNACIÓN DE CAAGUAZU

DISEÑO DE PAVIMENTACION TIPO EMPEDRADO

TRAMO: ACCESO A LA PASTORA - RAMAL 2

PLANIALTIMETRIA	ESCALA	LAMINA Nº
Prog: 3+000 - 4+500	H = 1:2000 V = 1:200	3

8

Nº	ANG.CENTRAL	S	RADIO	E	T	D	dpm	PC o TE	PI	PT o ET	Le	Este	Norte
22	73°48'48.82"	I	25.00	6.27	18.78	32.21	2.29 °/m	4+845.99	4+864.77	4+878.20	0.00	553729.49	7200148.89
23	0°46'44.27"	D	135.00	0.00	0.92	1.84	0.42 °/m	5+257.73	5+258.65	5+259.57	0.00	553348.91	7200269.45
24	0°28'14.06"	D	135.00	0.00	0.55	1.11	0.42 °/m	5+873.04	5+873.60	5+874.15	0.00	552765.25	7200463.11



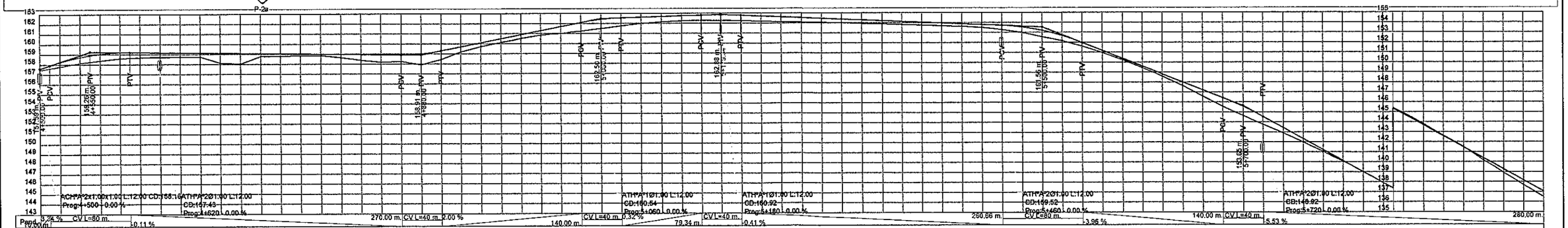

Prog.	Cotas Rasante	Cotas Terreno Natural	Cotas Roja Relleno	Cotas Roja Corte
4+500	157.39	157.46	0.13	
	158.24	157.77	0.47	
	158.73	158.14	0.59	
	159.05	158.37	0.68	
	159.21	158.60	0.61	
4+600	159.21	158.69	0.52	
	159.18	159.73	0.45	
	159.16	158.75	0.42	
	159.14	158.75	0.39	
	159.12	158.13	0.99	
4+700	159.10	158.04	1.06	
	159.08	158.78	0.29	
	159.06	158.83	0.23	
	159.04	158.85	0.19	
	159.01	158.87	0.14	
4+800	158.99	158.65	0.34	
	158.97	158.39	0.59	
	158.95	158.18	0.77	
	158.93	158.26	0.67	
	159.01	157.91	1.11	
4+900	159.31	158.45	0.85	
	159.71	159.19	0.51	
	160.11	159.72	0.39	
	160.51	160.14	0.36	
	160.90	160.52	0.38	
5+000	161.30	160.86	0.44	
	161.70	161.03	0.67	
	162.10	161.25	0.85	
	162.42	161.50	0.92	
	162.57	161.75	0.82	
5+100	162.63	161.99	0.64	
	162.69	162.15	0.54	
	162.76	162.25	0.50	
	162.82	162.30	0.53	
	162.86	162.28	0.56	
5+200	162.80	162.25	0.55	
	162.72	162.19	0.53	
	162.63	162.14	0.50	
	162.55	162.10	0.45	
	162.47	162.06	0.41	
5+300	162.39	162.01	0.38	
	162.30	161.95	0.35	
	162.22	161.89	0.33	
	162.14	161.83	0.31	
	162.06	161.75	0.30	
5+400	161.97	161.69	0.29	
	161.89	161.63	0.26	
	161.81	161.51	0.30	
	161.73	161.30	0.42	
	161.56	161.00	0.56	
5+500	161.21	160.56	0.65	
	160.68	160.17	0.51	
	159.98	159.62	0.36	
	159.19	158.98	0.20	
	158.40	158.25	0.14	
5+600	157.60	157.45	0.15	
	156.81	156.60	0.22	
	156.02	155.66	0.37	
	155.23	154.60	0.63	
	154.44	153.56	0.88	
5+700	153.57	152.65	0.92	
	152.54	151.77	0.77	
	151.44	150.90	0.54	
	150.33	149.98	0.35	
	149.22	149.04	0.19	
5+800	148.12	148.05	0.07	
	147.01	147.05		-0.04
	145.91	145.88	0.02	
	144.80	144.92		-0.12
	143.70	143.81		-0.12
5+900	142.59	142.63		-0.04
	141.49	141.52		-0.04
	140.38	140.17	0.21	
	139.27	138.92	0.35	
	138.17	137.70	0.47	
6+000	137.06	136.50	0.56	

PARAMETROS TECNICOS

VELOCIDAD DIRECTRIZ :	80 KM/H
DISTANCIA DE VISIBILIDAD DE PARADA:	125 M.
RADIO MINIMO HORIZONTAL:	230 M.
DISTANCIA DE VISIBILIDAD DE SOBREPASO:	336 M.

REPÚBLICA DEL PARAGUAY
GOBERNACIÓN DE CAAGUAZU

DISEÑO DE PAVIMENTACION TIPO EMPEDRADO

TRAMO: ACCESO A LA PASTORA - RAMAL 2

PLANIALTIMETRIA	ESCALA	LAMINA Nº
Prog: 4+500 - 6+000	H = 1:2000 V = 1:200	4

9

Nº	ANG.CENTRAL	S	RADIO	PI	Este	Norte
25	0°00'00"			6+149.90	552481.48	7200559.88

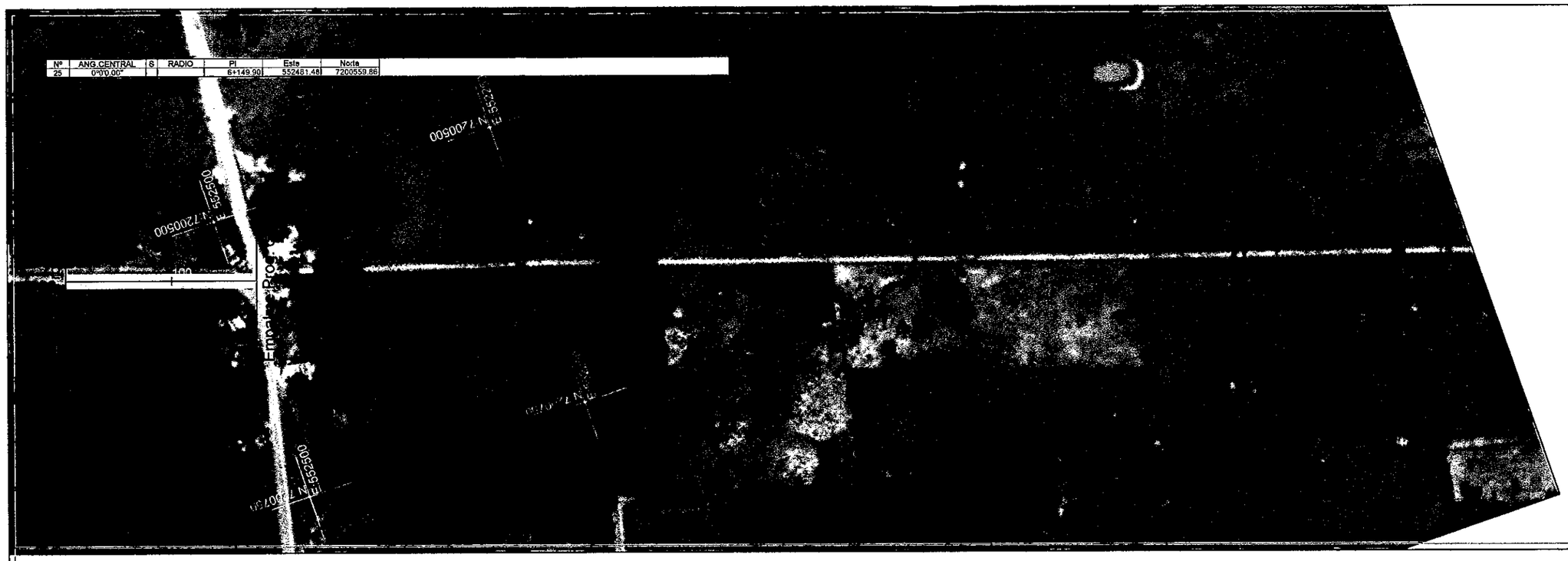



PARAMETROS TECNICOS

VELOCIDAD DIRECTRIZ :	80 KM/H
DISTANCIA DE VISIBILIDAD DE PARADA:	125 M.
RADIO MINIMO HORIZONTAL:	230 M.
DISTANCIA DE VISIBILIDAD DE SOBREPASO:	336 M.

REPÚBLICA DEL PARAGUAY
GOBERNACIÓN DE CAAGUAZU

DISEÑO DE PAVIMENTACION TIPO EMPEDRADO

TRAMO: ACCESO A LA PASTORA - RAMAL 2

PLANIALTIMETRIA	ESCALA	LAMINA Nº
Prog: 6+000 - 6+170	H = 1:2000 V = 1:200	5

10

PLANOS VARIOS

ALCANTARILLAS CELULARES DE 1.50 x 1.50

SECCION TRANSVERSAL SIMPLE

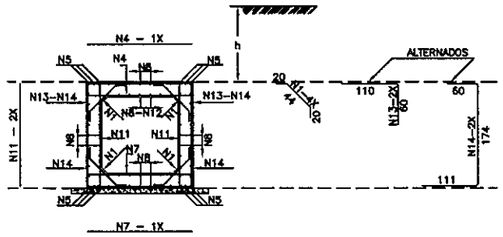

SECCION TRANSVERSAL DOBLE

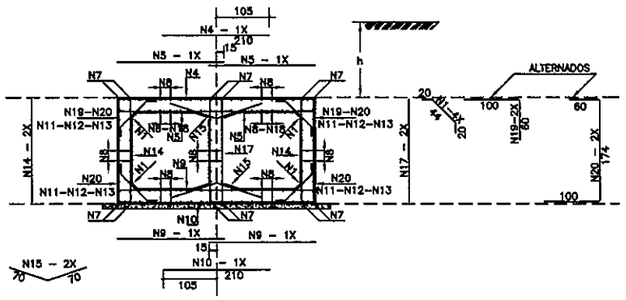

SECCION TRANSVERSAL TRIPLE

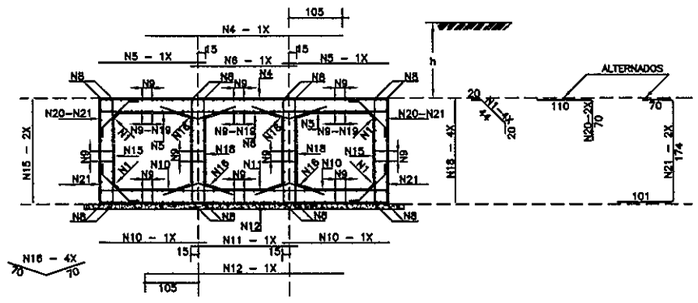

TABLA DE ARMADURAS PARA CABECERAS DE ALCANTARILLA CELULAR – 1.50x1.50																	
No.	1	2	3	4	5	6	7	8	9	10	11	12	13	14	15	16	17
Ø	12.5	12.5	10.0	8.0	6.3	8.0	6.3	6.3	8.0	8.0	8.0	8.0	8.0	12.5	12.5	6.3	6.3
C	8	8	36	—	—	—	—	—	—	—	—	—	—	4	4	12	—
LONG.	482	350	270	VAR.	VAR.	VAR.	70	VAR.	350	168	160	294	VAR.	CORR.	CORR.	CORR.	260

ALCANTARILLA CELULAR DE 1.50 x 1.50

ARMADURAS DE CABECERAS – α=0°–15°–30°–45°

VISTA (4x)
ESC. 1:50

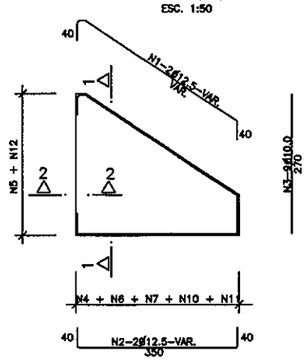

CORTE 1–1 (4x)
ESC. 1:50

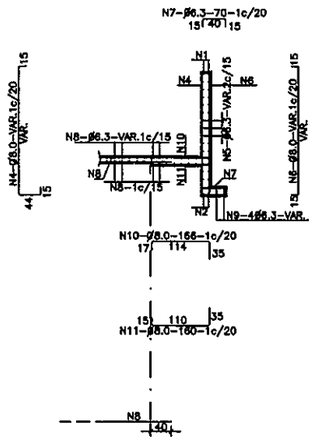

CORTE DE VIGA DE BORDE DE LA LOSA INFERIOR (2x)
ESC. 1:50

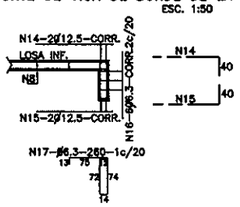

EMPALME DE LAS ALCANTARILLAS CON LAS CABECERAS (LOSA INFERIOR)
ESC. 1:50

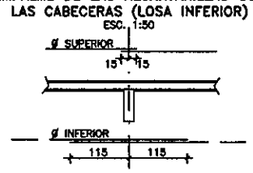

CORTE 2–2 (4x)
ESC. 1:50

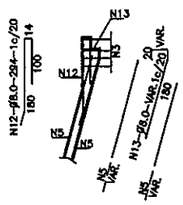

RESUMEN DE LAS ARMADURAS PARA DOS CABECERAS – α=0°

Ø	1.50 x 1.50		
TIPO	SIMPLE	DOBLE	TRIPLE
6.3	492	545	748
8.0	15	96	46
10.0	95	111	161
12.5	161	220	274
16.0	—	—	—
20.0	—	—	—
TOTAL	763 Kg	972 Kg	1.229 Kg

NOTAS

1– LA CANTIDAD DE ARMADURAS SERA DETERMINADA POR LAS MEDIDAS REALES DEL ENCOFRADO PARA CADA TIPO DE ALCANTARILLA

2– EN LA TABLA ESTAN COMPUTADAS AMBAS CABECERAS

TABLAS DE ARMADURAS POR METRO DE GALERÍA

$\bar{\tau}_a \geq 0.09$ MPa				
No.	Ø	C	LONG.	SEP.
1	6.3	20	84	c/20cm
2	—	—	—	—
3	—	—	—	—
4	12.5	6	175	c/15cm
5	12.5	12	CORR.	—
6	—	—	—	—
7	12.5	6	175	c/15cm
8	6.3	48	CORR.	c/20cm
9	—	—	—	—
10	—	—	—	—
11	6.3	10	175	c/20cm
12	10.0	7	CORR.	c/20cm
13	12.5	8	170	c/24cm
14	12.5	8	344	c/24cm
RESUMEN				
Ø	Kg/m		PESO(Kg)	
6.3	0.252		22	
10.0	0.624		5	
12.5	0.988		75	
TOTAL			102 Kg	

$\bar{\tau}_a \geq 0.13$ MPa				
No.	Ø	C	LONG.	SEP.
1	6.3	20	84	c/20cm
2	—	—	—	—
3	—	—	—	—
4	12.5	8	210	c/12cm
5	10.0	17	180	c/12cm
6	—	—	—	—
7	12.5	12	CORR.	—
8	6.3	84	CORR.	c/20cm
9	10.0	13	180	c/13cm
10	10.0	5	210	c/20cm
11	—	—	—	—
12	—	—	—	—
13	—	—	—	—
14	6.3	13	175	c/13cm
15	6.3	10	140	c/20cm
16	—	—	—	—
17	6.3	10	175	c/20cm
18	10.0	18	CORR.	c/18cm
19	12.5	10	180	c/20cm
20	12.5	10	334	c/20cm
RESUMEN				
Ø	Kg/m		PESO(Kg)	
6.3	0.252		40	
10.0	0.624		51	
12.5	0.988		79	
TOTAL			170 Kg	

$\bar{\tau}_a \geq 0.12$ MPa				
No.	Ø	C	LONG.	SEP.
1	6.3	20	84	c/20cm
2	—	—	—	—
3	—	—	—	—
4	12.5	7	375	c/15cm
5	12.5	10	180	c/20cm
6	12.5	5	180	c/20cm
7	—	—	—	—
8	12.5	16	CORR.	—
9	6.3	115	CORR.	c/20cm
10	8.0	20	180	c/10cm
11	8.0	9	180	c/11cm
12	8.0	8	375	c/13cm
13	—	—	—	—
14	—	—	—	—
15	6.3	13	175	c/13cm
16	6.3	20	140	c/20cm
17	—	—	—	—
18	6.3	27	175	c/15cm
19	8.0	33	CORR.	c/13cm
20	12.5	10	180	c/20cm
21	12.5	10	345	c/20cm
RESUMEN				
Ø	Kg/m		PESO(Kg)	
6.3	0.252		61	
8.0	0.393		47	
12.5	0.988		122	
TOTAL			230 Kg	

PARAMETROS TECNICOS

VELOCIDAD DIRECTRIZ :	80 KM/H
DISTANCIA DE VISIBILIDAD DE PARADA:	125 M.
RADIO MINIMO HORIZONTAL:	230 M.
DISTANCIA DE VISIBILIDAD DE SOBREPASO:	336 M.

REPÚBLICA DEL PARAGUAY

GOBERNACION DE CAAGUAZU

DISEÑO DE PAVIMENTACION TIPO EMPEDRADO

TRAMO: ACCESO A LA PASTORA - RAMAL 1 Y RAMAL 2

ALCANTARILLAS CELULAR

11

ARMADURAS DE CABECERAS
ALCANTARILLA CELULAR DE 2.00 x 2.00 – α=0°–15°–30°–45°

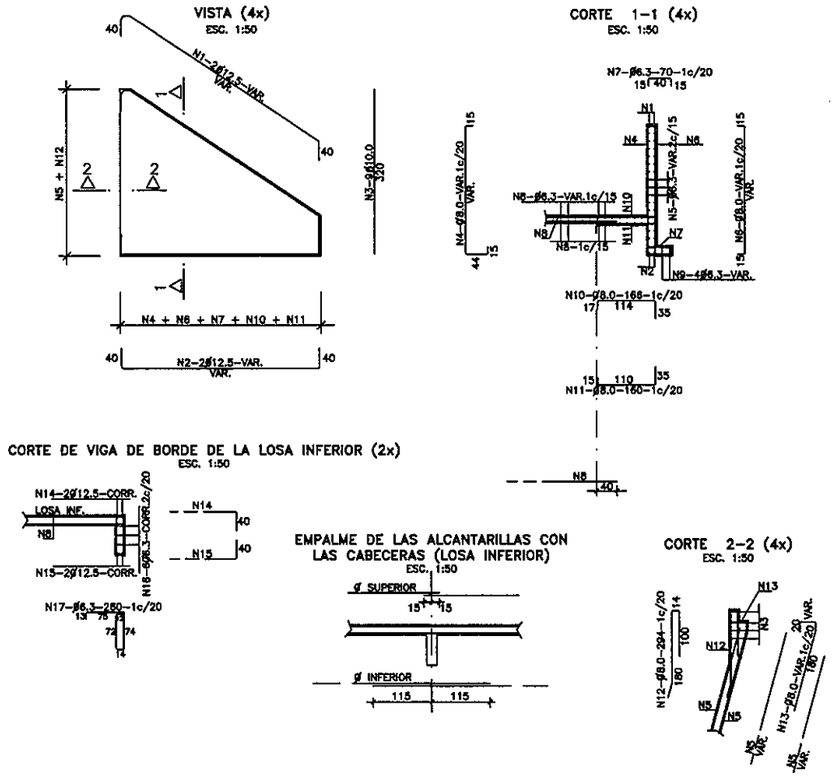

NOTAS

1– LA CANTIDAD DE ARMADURAS SERA DETERMINADA POR LAS MEDIDAS REALES DEL ENCOFRADO PARA CADA TIPO DE ALCANTARILLA

2– EN LA TABLA ESTAN COMPUTADAS AMBAS CABECERAS

TABLA DE ARMADURAS PARA CABECERAS DE ALCANTARILLA CELULAR – 2.00x2.00

No.	1	2	3	4	5	6	7	8	9	10	11	12	13	14	15	16	17
Ø	12.5	12.5	10.0	8.0	6.3	8.0	6.3	6.3	6.3	8.0	8.0	8.0	8.0	12.5	12.5	6.3	6.3
C	8	8	36	—	—	—	—	—	16	—	—	—	—	4	4	12	—
LONG.	VAR.	VAR.	320	VAR.	VAR.	VAR.	70	VAR.	VAR.	166	160	294	VAR.	CORR.	CORR.	CORR.	260

RESUMEN DE LAS ARMADURAS PARA DOS CABECERAS – α=0°

Ø	2.00 x 2.00		
TIPO	SIMPLE	DOBLE	TRIPLE
6.3	531	701	865
8.0	420	450	514
10.0	115	122	172
12.5	187	281	368
16.0	22	—	—
20.0	—	—	—
TOTAL	1.275 Kg	1.554 Kg	1.919 Kg

ARMADURAS DE CABECERAS
ALCANTARILLA CELULAR DE 2.50 x 2.50 – α=0°–15°–30°–45°

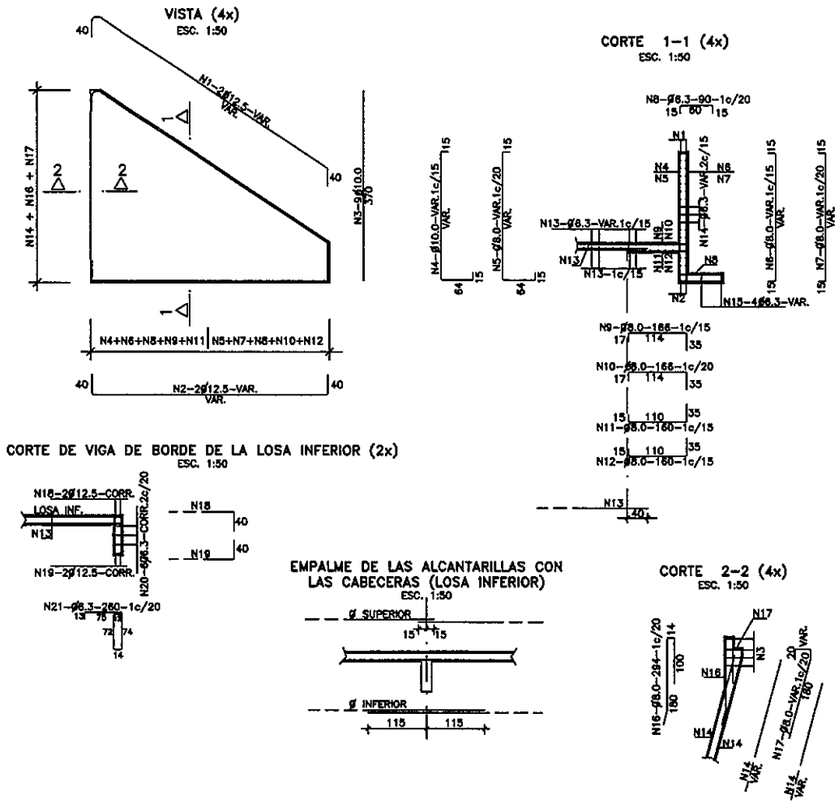

NOTAS

1– LA CANTIDAD DE ARMADURAS SERA DETERMINADA POR LAS MEDIDAS REALES DEL ENCOFRADO PARA CADA TIPO DE ALCANTARILLA

2– EN LA TABLA ESTAN COMPUTADAS AMBAS CABECERAS

TABLA DE ARMADURAS PARA CABECERAS DE ALCANTARILLA CELULAR – 2.50x2.50

No.	1	2	3	4	5	6	7	8	9	10	11	12	13	14	15	16	17	18	19	20	21
Ø	12.5	12.5	10.0	10.0	8.0	8.0	8.0	6.3	8.0	8.0	10.0	8.0	6.3	6.3	6.3	8.0	8.0	12.5	12.5	6.3	6.3
C	8	8	36	—	—	—	—	—	—	—	—	—	—	—	16	—	—	4	4	12	—
LONG.	VAR.	VAR.	370	VAR.	VAR.	VAR.	VAR.	90	166	166	160	160	VAR.	VAR.	VAR.	294	VAR.	CORR.	CORR.	CORR.	260

RESUMEN DE LAS ARMADURAS PARA DOS CABECERAS – α=0°

Ø	2.50 x 2.50		
TIPO	SIMPLE	DOBLE	TRIPLE
6.3	621	852	1.217
8.0	505	568	644
10.0	345	344	433
12.5	210	198	223
16.0	75	237	339
20.0	—	—	—
TOTAL	1.756 Kg	2.199 Kg	2.856 Kg

PARAMETROS TECNICOS

VELOCIDAD DIRECTRIZ :	80 KM/H
DISTANCIA DE VISIBILIDAD DE PARADA:	125 M.
RADIO MINIMO HORIZONTAL:	230 M.
DISTANCIA DE VISIBILIDAD DE SOBREPASO:	336 M.

REPÚBLICA DEL PARAGUAY

GOBERNACION DE CAAGUAZU

DISEÑO DE PAVIMENTACION TIPO EMPEDRADO

TRAMO: ACCESO A LA PASTORA - RAMAL 1 Y RAMAL 2

ALCANTARILLAS CELULAR

ALCANTARILLAS CELULARES DE 2.00 x 2.00

SECCION TRANSVERSAL SIMPLE

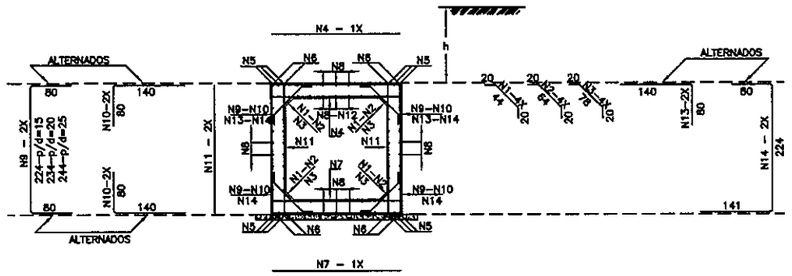

SECCION TRANSVERSAL DOBLE

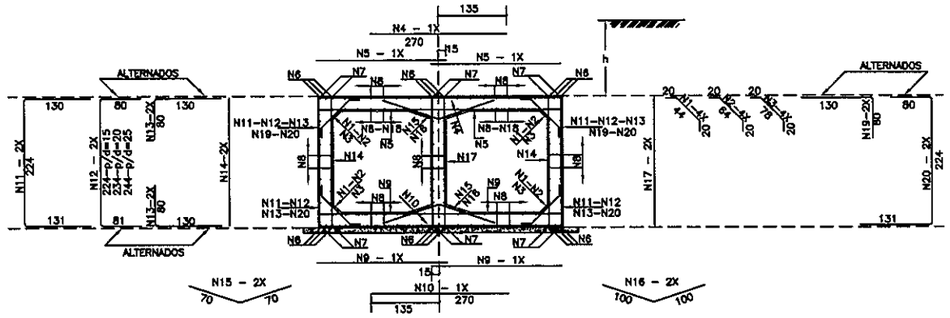

SECCION TRANSVERSAL TRIPLE

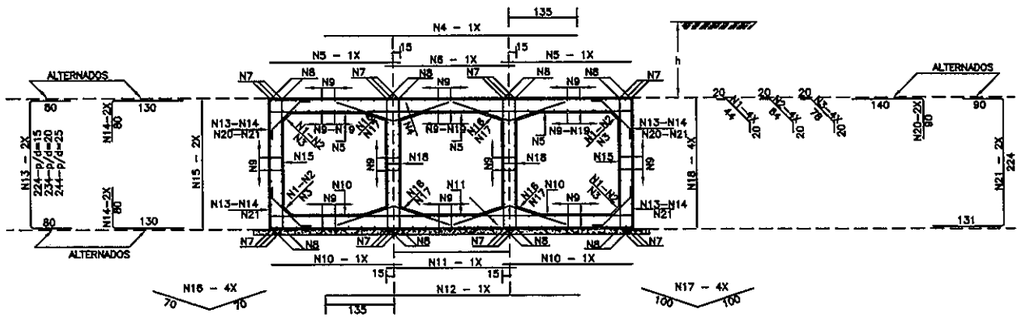

TABLAS DE ARMADURAS POR METRO DE GALERÍA

0 ≤ h ≤ 100					100 ≤ h ≤ 250					250 ≤ h ≤ 500					500 ≤ h ≤ 750				
$\bar{\tau}_s \geq 0.09$ MPa					$\bar{\tau}_s \geq 0.10$ MPa					$\bar{\tau}_s \geq 0.15$ MPa					$\bar{\tau}_s \geq 0.20$ MPa				
No.	ø	C	LONG.	SEP.	No.	ø	C	LONG.	SEP.	No.	ø	C	LONG.	SEP.	No.	ø	C	LONG.	SEP.
1	6.3	20	84	c/20cm	1	6.3	20	84	c/20cm	1	—	—	—	—	1	—	—	—	—
2	—	—	—	—	2	—	—	—	—	2	6.3	20	104	c/20cm	2	6.3	20	104	c/20cm
3	—	—	—	—	3	—	—	—	—	3	—	—	—	—	3	—	—	—	—
4	12.5	6	225	c/16cm	4	10.0	8	225	c/13cm	4	10.0	10	235	c/10cm	4	12.5	9	235	c/11cm
5	12.5	12	CORR.	—	5	—	—	—	—	5	—	—	—	—	5	—	—	—	—
6	—	—	—	—	6	16.0	8	CORR.	—	6	16.0	8	CORR.	—	6	16.0	8	CORR.	—
7	12.5	6	225	c/16cm	7	10.0	9	225	c/11cm	7	10.0	10	235	c/10cm	7	12.5	10	235	c/10cm
8	6.3	63	CORR.	c/20cm	8	6.3	72	CORR.	c/20cm	8	6.3	72	CORR.	c/20cm	8	6.3	72	CORR.	c/20cm
9	—	—	—	—	9	10.0	6	385	c/34cm	9	10.0	7	385	c/30cm	9	12.5	7	395	c/30cm
10	—	—	—	—	10	10.0	12	220	c/34cm	10	10.0	13	220	c/30cm	10	12.5	13	220	c/30cm
11	6.3	10	225	c/20cm	11	6.3	10	225	c/20cm	11	6.3	13	235	c/15cm	11	6.3	13	235	c/15cm
12	10.0	9	CORR.	c/20cm	12	—	—	—	—	12	—	—	—	—	12	—	—	—	—
13	12.5	8	220	c/24cm	13	—	—	—	—	13	—	—	—	—	13	—	—	—	—
14	12.5	8	445	c/24cm	14	—	—	—	—	14	—	—	—	—	14	—	—	—	—
RESUMEN					RESUMEN					RESUMEN					RESUMEN				
ø	Kg/m		PESO(Kg)		ø	Kg/m		PESO(Kg)		ø	Kg/m		PESO(Kg)		ø	Kg/m		PESO(Kg)	
6.3	0.252		27		6.3	0.252		29		6.3	0.252		32		6.3	0.252		32	
10.0	0.624		6		10.0	0.624		55		10.0	0.624		65		12.5	0.988		100	
12.5	0.988		93		16.0	1.570		14		16.0	1.570		14		16.0	1.570		14	
TOTAL			126 Kg		TOTAL			98 Kg		TOTAL			111 Kg		TOTAL			146 Kg	

0 ≤ h ≤ 100					100 ≤ h ≤ 250					250 ≤ h ≤ 500					500 ≤ h ≤ 750				
$\bar{\tau}_s \geq 0.13$ MPa					$\bar{\tau}_s \geq 0.15$ MPa					$\bar{\tau}_s \geq 0.23$ MPa					$\bar{\tau}_s \geq 0.26$ MPa				
No.	ø	C	LONG.	SEP.	No.	ø	C	LONG.	SEP.	No.	ø	C	LONG.	SEP.	No.	ø	C	LONG.	SEP.
1	6.3	20	84	c/20cm	1	6.3	20	84	c/20cm	1	6.3	20	84	c/20cm	1	—	—	—	—
2	—	—	—	—	2	—	—	—	—	2	—	—	—	—	2	6.3	20	104	c/20cm
3	—	—	—	—	3	—	—	—	—	3	—	—	—	—	3	—	—	—	—
4	12.5	8	270	c/12cm	4	10.0	6	270	c/18cm	4	12.5	6	270	c/16cm	4	12.5	7	270	c/14cm
5	10.0	17	230	c/12cm	5	10.0	13	230	c/16cm	5	12.5	14	230	c/14cm	5	12.5	14	240	c/14cm
6	—	—	—	—	6	—	—	—	—	6	—	—	—	—	6	12.5	18	CORR.	—
7	12.5	12	CORR.	—	7	12.5	12	CORR.	—	7	12.5	12	CORR.	—	7	—	—	—	—
8	6.3	108	CORR.	c/20cm	8	6.3	126	CORR.	c/20cm	8	6.3	126	CORR.	c/20cm	8	6.3	126	CORR.	c/20cm
9	10.0	13	230	c/15cm	9	10.0	15	230	c/13cm	9	12.5	17	230	c/12cm	9	12.5	17	240	c/12cm
10	10.0	5	270	c/20cm	10	10.0	7	270	c/15cm	10	12.5	7	270	c/15cm	10	12.5	8	270	c/12cm
11	—	—	—	—	11	10.0	10	485	c/20cm	11	—	—	—	—	11	—	—	—	—
12	—	—	—	—	12	—	—	—	—	12	10.0	8	385	c/28cm	12	10.0	8	395	c/28cm
13	—	—	—	—	13	—	—	—	—	13	10.0	15	210	c/28cm	13	10.0	15	210	c/28cm
14	6.3	13	225	c/15cm	14	6.3	13	225	c/15cm	14	6.3	13	225	c/15cm	14	10.0	8	235	c/25cm
15	6.3	10	140	c/20cm	15	6.3	10	140	c/20cm	15	6.3	10	140	c/20cm	15	—	—	—	—
16	—	—	—	—	16	—	—	—	—	16	—	—	—	—	16	6.3	10	200	c/20cm
17	6.3	10	225	c/20cm	17	6.3	10	225	c/20cm	17	6.3	10	225	c/20cm	17	10.0	7	235	c/30cm
18	10.0	20	CORR.	c/15cm	18	—	—	—	—	18	—	—	—	—	18	—	—	—	—
19	12.5	10	210	c/20cm	19	—	—	—	—	19	—	—	—	—	19	—	—	—	—
20	12.5	10	435	c/20cm	20	—	—	—	—	20	—	—	—	—	20	—	—	—	—
RESUMEN					RESUMEN					RESUMEN					RESUMEN				
ø	Kg/m		PESO(Kg)		ø	Kg/m		PESO(Kg)		ø	Kg/m		PESO(Kg)		ø	Kg/m		PESO(Kg)	
6.3	0.252		50		6.3	0.252		53		6.3	0.252		55		6.3	0.252		44	
10.0	0.624		85		10.0	0.624		93		10.0	0.624		39		10.0	0.624		62	
12.5	0.988		99		12.5	0.988		13		12.5	0.988		119		12.5	0.988		133	
TOTAL			214 Kg		TOTAL			161 Kg		TOTAL			213 Kg		TOTAL			239 Kg	

0 ≤ h ≤ 100					100 ≤ h ≤ 250					250 ≤ h ≤ 500					500 ≤ h ≤ 750				
$\bar{\tau}_s \geq 0.12$ MPa					$\bar{\tau}_s \geq 0.14$ MPa					$\bar{\tau}_s \geq 0.21$ MPa					$\bar{\tau}_s \geq 0.21$ MPa				
No.	ø	C	LONG.	SEP.	No.	ø	C	LONG.	SEP.	No.	ø	C	LONG.	SEP.	No.	ø	C	LONG.	SEP.
1	6.3	20	84	c/20cm	1	6.3	20	84	c/20cm	1	6.3	20	84	c/20cm	1	—	—	—	—
2	—	—	—	—	2	—	—	—	—	2	—	—	—	—	2	6.3	20	104	c/20cm
3	—	—	—	—	3	—	—	—	—	3	—	—	—	—	3	—	—	—	—
4	12.5	7	485	c/15cm	4	10.0	6	485	c/17cm	4	10.0	9	485	c/11cm	4	10.0	6	490	c/12cm
5	12.5	10	230	c/20cm	5	10.0	13	230	c/16cm	5	12.5	15	230	c/13cm	5	12.5	15	240	c/13cm
6	12.5	5	230	c/20cm	6	10.0	5	230	c/20cm	6	12.5	5	230	c/20cm	6	12.5	6	240	c/18cm
7	—	—	—	—	7	—	—	—	—	7	12.5	24	CORR.	—	7	12.5	24	CORR.	—
8	12.5	18	CORR.	—	8	12.5	18	CORR.	—	8	—	—	—	—	8	—	—	—	—
9	6.3	153	CORR.	c/20cm	9	6.3	180	CORR.	c/20cm	9	6.3	180	CORR.	c/20cm	9	6.3	180	CORR.	c/20cm
10	8.0	20	230	c/10cm	10	10.0	17	230	c/12cm	10	12.5	18	230	c/11cm	10	12.5	18	240	c/11cm
11	8.0	9	230	c/11cm	11	10.0	7	230	c/14cm	11	12.5	8	230	c/13cm	11	12.5	7	240	c/14cm
12	8.0	8	485	c/13cm	12	10.0	6	485	c/17cm	12	10.0	9	485	c/11cm	12	10.0	10	490	c/10cm
13	—	—	—	—	13	10.0	6	385	c/34cm	13	10.0	8	385	c/28cm	13	10.0	7	385	c/30cm
14	—	—	—	—	14	10.0	12	210	c/34cm	14	10.0	15	210	c/28cm	14	10.0	13	210	c/30cm
15	6.3	13	225	c/15cm	15	6.3	13	225	c/15cm	15	6.3	13	225	c/15cm	15	10.0	7	235	c/30cm
16	6.3	20	140	c/20cm	16	6.3	20	140	c/20cm	16	6.3	20	140	c/20cm	16	—	—	—	—
17	—	—	—	—	17	—	—	—	—	17	—	—	—	—	17	6.3	20	200	c/20cm
18	6.3	27	225	c/15cm	18	6.3	27	225	c/15cm	18	6.3	27	225	c/15cm	18	10.0	13	235	c/30cm
19	8.0	42	CORR.	c/13cm	19	—	—	—	—	19	—	—	—	—	19	—	—	—	—
20	12.5	10	230	c/20cm	20	—	—	—	—	20	—	—	—	—	20	—	—	—	—
21	12.5	10	445	c/20cm	21	—	—	—	—	21	—	—	—	—	21	—	—	—	—
RESUMEN					RESUMEN					RESUMEN					RESUMEN				
ø	Kg/m		PESO(Kg)		ø	Kg/m		PESO(Kg)		ø	Kg/m		PESO(Kg)		ø	Kg/m		PESO(Kg)	
6.3	0.252		75		6.3	0.252		82		6.3	0.252		82		6.3	0.252		63	
8.0	0.393		59		10.0	0.624		127		10.0	0.624		94		10.0	0.624		119	
12.5	0.988		152		12.5	0.988		16		12.5	0.988		131		12.5	0.988		136	
TOTAL			286 Kg		TOTAL			227 Kg		TOTAL			307 Kg		TOTAL			318 Kg	

PARAMETROS TECNICOS

VELOCIDAD DIRECTRIZ :	80 KM/H
DISTANCIA DE VISIBILIDAD DE PARADA:	125 M.
RADIO MINIMO HORIZONTAL:	230 M.
DISTANCIA DE VISIBILIDAD DE SOBREPASO:	336 M.

REPÚBLICA DEL PARAGUAY

GOBERNACION DE CAAGUAZU

DISEÑO DE PAVIMENTACION TIPO EMPEDRADO

TRAMO: ACCESO A LA PASTORA - RAMAL 1 Y RAMAL 2

ALCANTARILLAS CELULAR

ALCANTARILLAS CELULARES DE 2.50 x 2.50

SECCION TRANSVERSAL SIMPLE

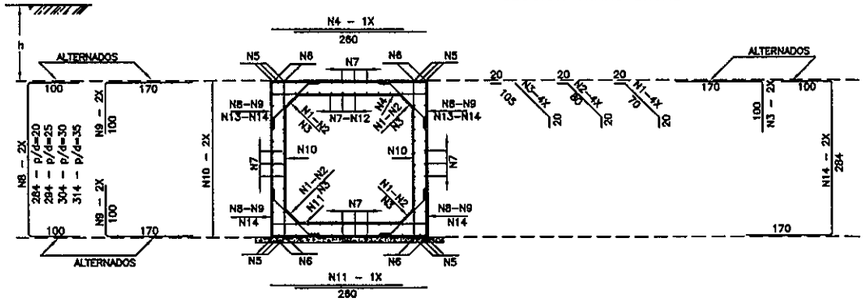

SECCION TRANSVERSAL DOBLE

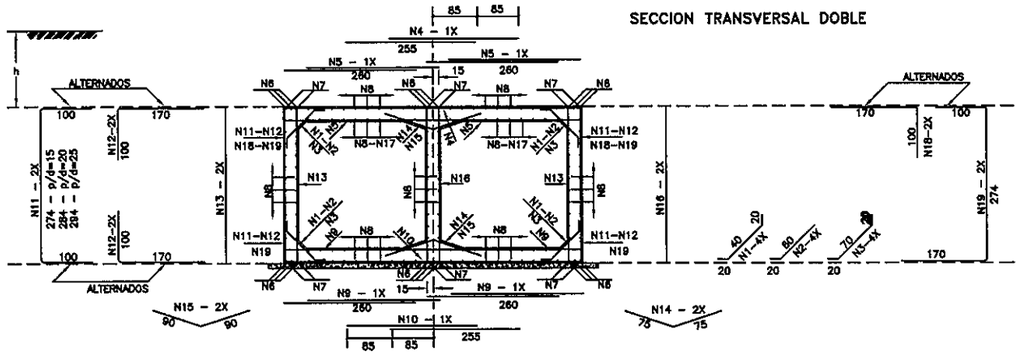

SECCION TRANSVERSAL TRIPLE

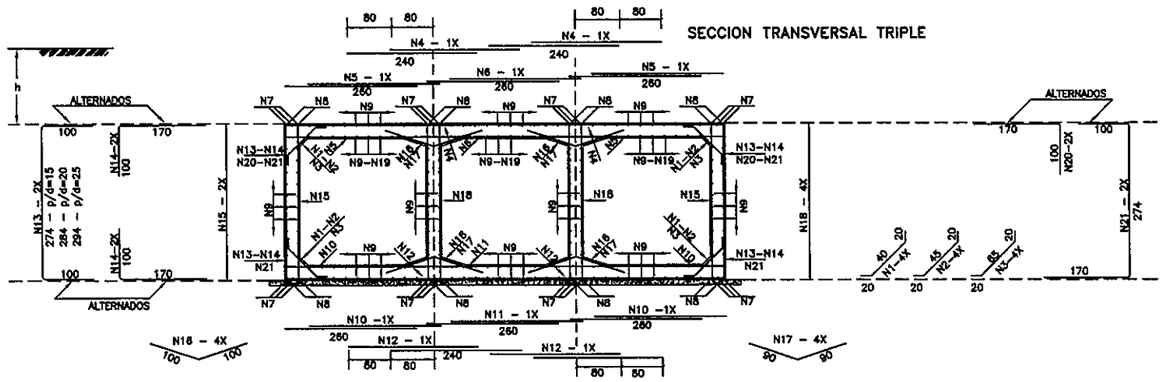

TABLAS DE ARMADURAS POR METRO DE GALERIA

0 ≤ h ≤ 100					100 ≤ h ≤ 250					250 ≤ h ≤ 500					500 ≤ h ≤ 750				
$\bar{\tau}_s \geq 0.10$ MPa					$\bar{\tau}_s \geq 0.11$ MPa					$\bar{\tau}_s \geq 0.16$ MPa					$\bar{\tau}_s \geq 0.21$ MPa				
No.	ø	C	LONG.	SEP.	No.	ø	C	LONG.	SEP.	No.	ø	C	LONG.	SEP.	No.	ø	C	LONG.	SEP.
1	6.3	20	110	c/20cm	1	6.3	20	110	c/20cm	1	6.3	20	110	c/20cm	1	—	—	—	—
2	—	—	—	—	2	—	—	—	—	2	—	—	—	—	2	6.3	20	120	c/20cm
3	—	—	—	—	3	—	—	—	—	3	—	—	—	—	3	—	—	—	—
4	12.5	6	260	c/16cm	4	10.0	9	260	c/11cm	4	12.5	10	260	c/10cm	4	16.0	7	260	c/14cm
5	—	—	—	—	5	—	—	—	—	5	—	—	—	—	5	16.0	12	CORR.	—
6	16.0	8	CORR.	—	6	16.0	8	CORR.	—	6	16.0	8	CORR.	—	6	—	—	—	—
7	6.3	84	CORR.	c/20cm	7	6.3	96	CORR.	c/20cm	7	6.3	96	CORR.	c/20cm	7	6.3	96	CORR.	c/20cm
8	—	—	—	—	8	10.0	6	484	c/30cm	8	12.5	8	484	c/30cm	8	12.5	8	484	c/28cm
9	—	—	—	—	9	10.0	16	270	c/30cm	9	12.5	16	270	c/30cm	9	12.5	16	270	c/28cm
10	6.3	16	285	c/12cm	10	6.3	16	285	c/12cm	10	6.3	16	285	c/12cm	10	6.3	20	285	c/10cm
11	12.5	6	260	c/16cm	11	10.0	10	280	c/10cm	11	12.5	11	250	c/9cm	11	16.0	7	260	c/13cm
12	12.5	10	CORR.	c/25cm	12	—	—	—	—	12	—	—	—	—	12	—	—	—	—
13	12.5	8	270	c/28cm	13	—	—	—	—	13	—	—	—	—	13	—	—	—	—
14	12.5	8	554	c/28cm	14	—	—	—	—	14	—	—	—	—	14	—	—	—	—

RESUMEN			RESUMEN			RESUMEN			RESUMEN		
ø	Kg/m	PESO(Kg)	ø	Kg/m	PESO(Kg)	ø	Kg/m	PESO(Kg)	ø	Kg/m	PESO(Kg)
6.3	0.252	41	6.3	0.252	44	6.3	0.252	44	6.3	0.252	48
12.5	0.988	107	10.0	0.624	82	12.5	0.988	135	12.5	0.988	82
16.0	1.570	14	16.0	1.570	14	16.0	1.570	14	16.0	1.570	78
TOTAL		162 Kg	TOTAL		140 Kg	TOTAL		193 Kg	TOTAL		208 Kg

0 ≤ h ≤ 100					100 ≤ h ≤ 250					250 ≤ h ≤ 500					500 ≤ h ≤ 750				
$\bar{\tau}_s \geq 0.21$ MPa					$\bar{\tau}_s \geq 0.21$ MPa					$\bar{\tau}_s \geq 0.23$ MPa					$\bar{\tau}_s \geq 0.28$ MPa				
No.	ø	C	LONG.	SEP.	No.	ø	C	LONG.	SEP.	No.	ø	C	LONG.	SEP.	No.	ø	C	LONG.	SEP.
1	6.3	20	80	c/20cm	1	6.3	20	30	c/20cm	1	—	—	—	—	1	—	—	—	—
2	—	—	—	—	2	—	—	—	—	2	6.3	20	100	c/20cm	2	6.3	20	100	c/20cm
3	—	—	—	—	3	—	—	—	—	3	—	—	—	—	3	—	—	—	—
4	12.5	10	255	c/10cm	4	10.0	6	255	c/15cm	4	12.5	6	255	c/15cm	4	16.0	6	255	c/16cm
5	10.0	20	260	c/10cm	5	10.0	20	260	c/10cm	5	12.5	14	260	c/13cm	5	16.0	14	260	c/14cm
6	—	—	—	—	6	—	—	—	—	6	12.5	16	CORR.	—	6	—	—	—	—
7	12.5	12	CORR.	—	7	12.5	12	CORR.	—	7	—	—	—	—	7	16.0	12	CORR.	—
8	6.3	156	CORR.	c/20cm	8	6.3	168	CORR.	c/20cm	8	6.3	168	CORR.	c/20cm	8	6.3	168	CORR.	c/20cm
9	10.0	14	260	c/14cm	9	10.0	16	260	c/12cm	9	12.5	14	260	c/13cm	9	16.0	14	260	c/14cm
10	10.0	6	255	c/15cm	10	10.0	6	255	c/15cm	10	12.5	6	255	c/15cm	10	16.0	6	255	c/16cm
11	—	—	—	—	11	10.0	8	474	c/26cm	11	10.0	8	484	c/25cm	11	12.5	8	484	c/25cm
12	—	—	—	—	12	10.0	16	270	c/28cm	12	10.0	16	270	c/28cm	12	12.5	16	270	c/28cm
13	6.3	9	275	c/11cm	13	10.0	8	275	c/25cm	13	10.0	8	283	c/25cm	13	6.3	14	285	c/13cm
14	6.3	10	150	c/20cm	14	6.3	10	150	c/20cm	14	—	—	—	—	14	—	—	—	—
15	—	—	—	—	15	—	—	—	—	15	6.3	10	150	c/20cm	15	6.3	10	150	c/20cm
16	6.3	12	275	c/15cm	16	10.0	8	275	c/30cm	16	10.0	8	285	c/30cm	16	6.3	12	285	c/15cm
17	10.0	16	CORR.	c/15cm	17	—	—	—	—	17	—	—	—	—	17	—	—	—	—
18	12.5	12	270	c/16cm	18	—	—	—	—	18	—	—	—	—	18	—	—	—	—
19	12.5	12	544	c/16cm	19	—	—	—	—	19	—	—	—	—	19	—	—	—	—

RESUMEN			RESUMEN			RESUMEN			RESUMEN		
ø	Kg/m	PESO(Kg)	ø	Kg/m	PESO(Kg)	ø	Kg/m	PESO(Kg)	ø	Kg/m	PESO(Kg)
6.3	0.252	69	6.3	0.252	55	6.3	0.252	57	6.3	0.252	75
10.0	0.624	76	10.0	0.624	156	10.0	0.624	80	12.5	0.988	81
12.5	0.988	135	12.5	0.988	13	12.5	0.988	122	16.0	1.570	183
TOTAL		276 Kg	TOTAL		224 Kg	TOTAL		259 Kg	TOTAL		339 Kg

0 ≤ h ≤ 100					100 ≤ h ≤ 250					250 ≤ h ≤ 500					500 ≤ h ≤ 750				
$\bar{\tau}_s \geq 0.21$ MPa					$\bar{\tau}_s \geq 0.21$ MPa					$\bar{\tau}_s \geq 0.23$ MPa					$\bar{\tau}_s \geq 0.28$ MPa				
No.	ø	C	LONG.	SEP.	No.	ø	C	LONG.	SEP.	No.	ø	C	LONG.	SEP.	No.	ø	C	LONG.	SEP.
1	6.3	20	80	c/20cm	1	6.3	20	80	c/20cm	1	—	—	—	—	1	—	—	—	—
2	—	—	—	—	2	—	—	—	—	2	6.3	20	85	c/20cm	2	6.3	20	85	c/20cm
3	—	—	—	—	3	—	—	—	—	3	—	—	—	—	3	—	—	—	—
4	12.5	20	240	c/10cm	4	10.0	12	240	c/15cm	4	10.0	20	240	c/10cm	4	12.5	18	240	c/11cm
5	12.5	14	260	c/14cm	5	12.5	12	260	c/15cm	5	12.5	14	260	c/13cm	5	16.0	14	260	c/14cm
6	10.0	8	260	c/17cm	6	10.0	7	260	c/13cm	6	10.0	8	260	c/12cm	6	12.5	7	260	c/13cm
7	—	—	—	—	7	—	—	—	—	7	12.5	24	CORR.	—	7	16.0	24	CORR.	—
8	12.5	16	CORR.	—	8	12.5	16	CORR.	—	8	—	—	—	—	8	—	—	—	—
9	6.3	204	CORR.	c/20cm	9	6.3	240	CORR.	c/20cm	9	6.3	240	CORR.	c/20cm	9	6.3	240	CORR.	c/20cm
10	10.0	14	260	c/14cm	10	12.5	12	260	c/15cm	10	12.5	14	260	c/13cm	10	16.0	12	260	c/15cm
11	10.0	6	260	c/16cm	11	10.0	9	260	c/11cm	11	10.0	10	260	c/10cm	11	12.5	9	260	c/11cm
12	10.0	12	240	c/15cm	12	10.0	12	240	c/15cm	12	10.0	20	240	c/10cm	12	12.5	18	240	c/11cm
13	—	—	—	—	13	10.0	8	474	c/25cm	13	10.0	8	484	c/25cm	13	12.5	8	484	c/24cm
14	—	—	—	—	14	10.0	16	270	c/28cm	14	10.0	16	270	c/28cm	14	12.5	16	270	c/24cm
15	6.3	20	275	c/10cm	15	6.3	16	275	c/12cm	15	6.3	14	285	c/13cm	15	6.3	14	285	c/13cm
16	—	—	—	—	16	—	—	—	—	16	6.3	20	200	c/20cm	16	6.3	20	200	c/20cm
17	6.3	20	180	c/20cm	17	6.3	20	180	c/20cm	17	—	—	—	—	17	—	—	—	—
18	6.3	20	275	c/20cm	18	6.3	20	275	c/20cm	18	6.3	24	285	c/15cm	18	6.3	24	285	c/13cm
19	10.0	48	CORR.	c/15cm	19	—	—	—	—	19	—	—	—	—	19	—	—	—	—
20	12.5	12	270	c/16cm	20	—	—	—	—	20	—	—	—	—	20	—	—	—	—
21	12.5	12	544	c/16cm	21	—	—	—	—	21	—	—	—	—	21	—	—	—	—

RESUMEN			RESUMEN			RESUMEN			RESUMEN		
ø	Kg/m	PESO(Kg)	ø	Kg/m	PESO(Kg)	ø	Kg/m	PESO(Kg)	ø	Kg/m	PESO(Kg)
6.3	0.252	98	6.3	0.252	105	6.3	0.252	109	6.3	0.252	109
10.0	0.624	94	10.0	0.624	113	10.0	0.624	141	12.5	0.988	208
12.5	0.988	198	12.5	0.988	79	12.5	0.988	98	16.0	1.570	148
TOTAL		390 Kg	TOTAL		297 Kg	TOTAL		348 Kg	TOTAL		465 Kg

PARAMETROS TECNICOS

VELOCIDAD DIRECTRIZ :	80 Km/H
DISTANCIA DE VISIBILIDAD DE PARADA:	125 M.
RADIO MINIMO HORIZONTAL:	230 M.
DISTANCIA DE VISIBILIDAD DE SOBREPASO:	336 M.

REPUBLICA DEL PARAGUAY

GOBERNACION DE CAAGUAZU

DISEÑO DE PAVIMENTACION TIPO EMPEDRADO

TRAMO: ACCESO A LA PASTORA - RAMAL 1 Y RAMAL 2

ALCANTARILLAS CELULAR

ALCANTARILLAS CELULARES DE 3.00 x 3.00

SECCION TRANSVERSAL SIMPLE

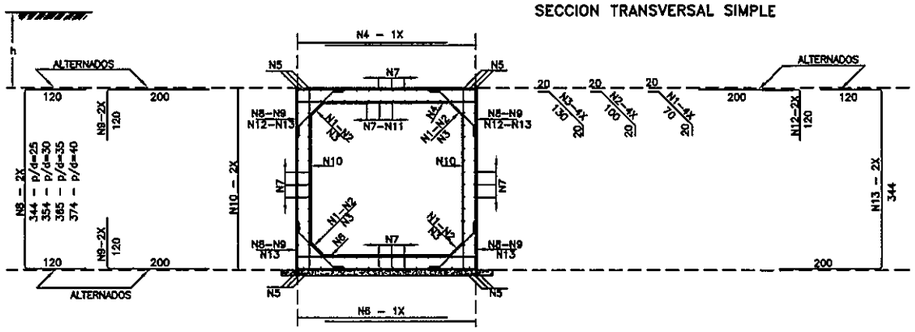

SECCION TRANSVERSAL DOBLE

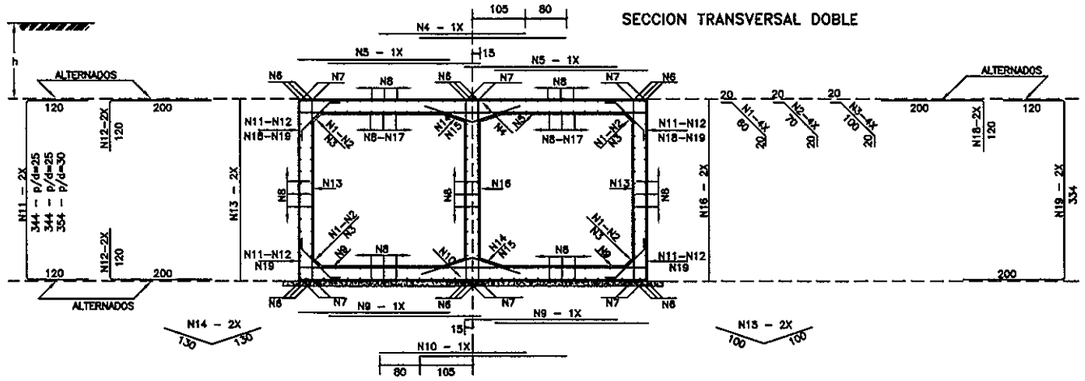

SECCION TRANSVERSAL TRIPLE

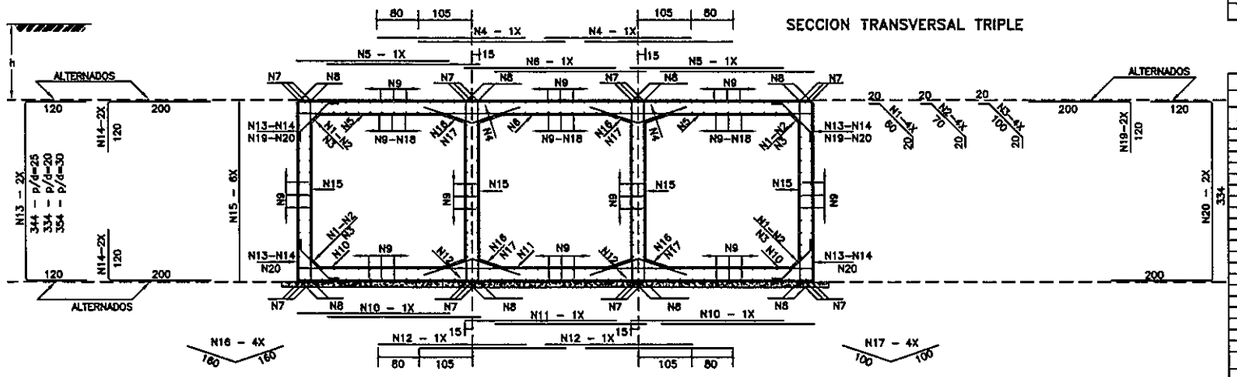

TABLAS DE ARMADURAS POR METRO DE GALERIA

0 ≤ h ≤ 100					100 ≤ h ≤ 250					250 ≤ h ≤ 500					500 ≤ h ≤ 750				
$\bar{f}s \geq 0.12$ MPa					$\bar{f}s \geq 0.12$ MPa					$\bar{f}s \geq 0.17$ MPa					$\bar{f}s \geq 0.22$ MPa				
No.	ø	C	LONG.	SEP.	No.	ø	C	LONG.	SEP.	No.	ø	C	LONG.	SEP.	No.	ø	C	LONG.	SEP.
1	6.3	20	110	c/20cm	1	6.3	20	110	c/20cm	1	—	—	—	—	1	—	—	—	—
2	—	—	—	—	2	—	—	—	—	2	8.0	16	140	c/25cm	2	8.0	16	140	c/25cm
3	—	—	—	—	3	—	—	—	—	3	—	—	—	—	3	—	—	—	—
4	12.5	8	310	c/15cm	4	12.5	8	310	c/18cm	4	12.5	9	310	c/11cm	4	16.0	8	310	c/12cm
5	16.0	12	CORR.	—	5	16.0	12	CORR.	—	5	16.0	12	CORR.	—	5	16.0	12	CORR.	—
6	12.5	8	310	c/15cm	6	12.5	7	310	c/13cm	6	12.5	10	310	c/10cm	6	16.0	9	310	c/11cm
7	6.3	98	CORR.	c/20cm	7	6.3	112	CORR.	c/20cm	7	8.0	88	CORR.	c/25cm	7	8.0	112	CORR.	c/20cm
8	—	—	—	—	8	12.5	6	584	c/40cm	8	12.5	8	584	c/30cm	8	12.5	10	584	c/22cm
9	—	—	—	—	9	12.5	12	320	c/40cm	9	12.5	16	320	c/30cm	9	12.5	20	320	c/22cm
10	6.3	18	345	c/12cm	10	6.3	18	345	c/12cm	10	8.0	10	355	c/20cm	10	8.0	10	355	c/20cm
11	6.3	29	CORR.	c/10cm	11	—	—	—	—	11	—	—	—	—	11	—	—	—	—
12	12.5	8	320	c/24cm	12	—	—	—	—	12	—	—	—	—	12	—	—	—	—
13	12.5	8	664	c/24cm	13	—	—	—	—	13	—	—	—	—	13	—	—	—	—
RESUMEN					RESUMEN					RESUMEN					RESUMEN				
ø	Kg/m		PESO(Kg)		ø	Kg/m		PESO(Kg)		ø	Kg/m		PESO(Kg)		ø	Kg/m		PESO(Kg)	
6.3	0.252		58		6.3	0.252		51		8.0	0.393		81		8.0	0.393		72	
12.5	0.988		115		12.5	0.988		113		12.5	0.988		156		12.5	0.988		122	
16.0	1.570		21		16.0	1.570		21		16.0	1.570		21		16.0	1.570		104	
TOTAL			191 Kg		TOTAL			185 Kg		TOTAL			238 Kg		TOTAL			298 Kg	

0 ≤ h ≤ 100					100 ≤ h ≤ 250					250 ≤ h ≤ 500					500 ≤ h ≤ 750				
$\bar{f}s \geq 0.21$ MPa					$\bar{f}s \geq 0.21$ MPa					$\bar{f}s \geq 0.23$ MPa					$\bar{f}s \geq 0.23$ MPa				
No.	ø	C	LONG.	SEP.	No.	ø	C	LONG.	SEP.	No.	ø	C	LONG.	SEP.	No.	ø	C	LONG.	SEP.
1	6.3	20	100	c/20cm	1	6.3	20	100	c/20cm	1	—	—	—	—	1	—	—	—	—
2	—	—	—	—	2	—	—	—	—	2	6.3	20	110	c/20cm	2	6.3	20	110	c/20cm
3	—	—	—	—	3	—	—	—	—	3	—	—	—	—	3	—	—	—	—
4	12.5	10	290	c/10cm	4	10.0	10	290	c/11cm	4	12.5	5	290	c/20cm	4	16.0	6	290	c/15cm
5	10.0	20	290	c/10cm	5	10.0	20	290	c/10cm	5	12.5	16	300	c/12cm	5	16.0	16	300	c/12cm
6	—	—	—	—	6	—	—	—	—	6	12.5	16	CORR.	—	6	16.0	16	CORR.	—
7	12.5	12	CORR.	—	7	12.5	12	CORR.	—	7	—	—	—	—	7	—	—	—	—
8	6.3	168	CORR.	c/20cm	8	6.3	196	CORR.	c/20cm	8	6.3	196	CORR.	c/20cm	8	6.3	196	CORR.	c/20cm
9	10.0	14	290	c/13cm	9	10.0	16	290	c/11cm	9	12.5	14	290	c/13cm	9	16.0	12	300	c/15cm
10	12.5	5	290	c/20cm	10	10.0	9	290	c/11cm	10	12.5	5	290	c/20cm	10	16.0	7	290	c/14cm
11	—	—	—	—	11	10.0	8	574	c/28cm	11	10.0	6	584	c/34cm	11	16.0	6	584	c/38cm
12	—	—	—	—	12	10.0	16	320	c/28cm	12	10.0	12	320	c/34cm	12	16.0	12	320	c/38cm
13	10.0	8	335	c/25cm	13	10.0	8	335	c/25cm	13	10.0	10	345	c/20cm	13	10.0	10	345	c/20cm
14	—	—	—	—	14	—	—	—	—	14	—	—	—	—	14	—	—	—	—
15	6.3	10	200	c/20cm	15	6.3	10	200	c/20cm	15	6.3	10	200	c/20cm	15	6.3	10	200	c/20cm
16	10.0	8	335	c/30cm	16	10.0	8	335	c/25cm	16	10.0	8	345	c/25cm	16	10.0	10	345	c/20cm
17	10.0	32	CORR.	c/18cm	17	—	—	—	—	17	—	—	—	—	17	—	—	—	—
18	12.5	10	320	c/20cm	18	—	—	—	—	18	—	—	—	—	18	—	—	—	—
19	12.5	10	664	c/20cm	19	—	—	—	—	19	—	—	—	—	19	—	—	—	—
RESUMEN					RESUMEN					RESUMEN					RESUMEN				
ø	Kg/m		PESO(Kg)		ø	Kg/m		PESO(Kg)		ø	Kg/m		PESO(Kg)		ø	Kg/m		PESO(Kg)	
6.3	0.252		57		6.3	0.252		65		6.3	0.252		65		6.3	0.252		65	
10.0	0.624		117		10.0	0.624		198		10.0	0.624		58		10.0	0.624		43	
12.5	0.988		153		12.5	0.988		13		12.5	0.988		136		16.0	1.570		338	
TOTAL			327 Kg		TOTAL			276 Kg		TOTAL			286 Kg		TOTAL			446 Kg	

0 ≤ h ≤ 100					100 ≤ h ≤ 250					250 ≤ h ≤ 500					500 ≤ h ≤ 750				
$\bar{f}s \geq 0.21$ MPa					$\bar{f}s \geq 0.21$ MPa					$\bar{f}s \geq 0.23$ MPa					$\bar{f}s \geq 0.29$ MPa				
No.	ø	C	LONG.	SEP.	No.	ø	C	LONG.	SEP.	No.	ø	C	LONG.	SEP.	No.	ø	C	LONG.	SEP.
1	6.3	20	100	c/20cm	1	6.3	20	100	c/20cm	1	—	—	—	—	1	—	—	—	—
2	—	—	—	—	2	—	—	—	—	2	6.3	20	110	c/20cm	2	8.0	20	110	c/20cm
3	—	—	—	—	3	—	—	—	—	3	—	—	—	—	3	—	—	—	—
4	12.5	20	290	c/10cm	4	12.5	10	290	c/20cm	4	12.5	14	290	c/13cm	4	16.0	12	290	c/15cm
5	12.5	12	290	c/15cm	5	12.5	12	290	c/15cm	5	12.5	16	300	c/12cm	5	16.0	16	300	c/12cm
6	12.5	6	280	c/15cm	6	8.0	10	280	c/10cm	6	10.0	10	280	c/10cm	6	12.5	9	280	c/11cm
7	—	—	—	—	7	—	—	—	—	7	12.5	24	CORR.	—	7	16.0	24	CORR.	—
8	12.5	16	CORR.	—	8	12.5	16	CORR.	—	8	—	—	—	—	8	—	—	—	—
9	6.3	238	CORR.	c/20cm	9	6.3	280	CORR.	c/20cm	9	6.3	280	CORR.	c/20cm	9	8.0	220	CORR.	c/25cm
10	8.0	20	280	c/10cm	10	12.5	12	290	c/17cm	10	12.5	16	300	c/12cm	10	16.0	12	300	c/15cm
11	8.0	10	280	c/10cm	11	8.0	10	280	c/10cm	11	10.0	10	280	c/10cm	11	12.5	9	280	c/11cm
12	8.0	20	290	c/10cm	12	12.5	10	290	c/20cm	12	12.5	14	290	c/14cm	12	16.0	12	290	c/15cm
13	—	—	—	—	13	8.0	12	574	c/18cm	13	10.0	6	584	c/24cm	13	12.5	8	584	c/24cm
14	—	—	—	—	14	8.0	24	320	c/18cm	14	10.0	16	320	c/24cm	14	12.5	16	320	c/24cm
15	8.0	30	335	c/20cm	15	8.0	36	335	c/15cm	15	10.0	24	345	c/23cm	15	8.0	36	345	c/15cm
16	—	—	—	—	16	—	—	—	—	16	—	—	—	—	16	—	—	—	—
17	6.3	20	200	c/20cm	17	6.3	20	200	c/20cm	17	6.3	20	200	c/20cm	17	8.0	20	200	c/20cm
18	8.0	66	CORR.	c/13cm	18	—	—	—	—	18	—	—	—	—	18	—	—	—	—
19	12.5	10	320	c/20cm	19	—	—	—	—	19	—	—	—	—	19	—	—	—	—
20	12.5	10	664	c/20cm	20	—	—	—	—	20	—	—	—	—	20	—	—	—	—
RESUMEN					RESUMEN					RESUMEN					RESUMEN				
ø	Kg/m		PESO(Kg)		ø	Kg/m		PESO(Kg)		ø	Kg/m		PESO(Kg)		ø	Kg/m		PESO(Kg)	
6.3	0.252		81		6.3	0.252		93		6.3	0.252		94		8.0	0.393		169	
8.0	0.393		125		8.0	0.393		127		10.0	0.624		148		12.5	0.988		147	
12.5	0.988		222		12.5	0.988		144		12.5	0.988		201		16.0	1.570		283	
TOTAL			428 Kg		TOTAL			364 Kg		TOTAL			443 Kg		TOTAL			599 Kg	

PARAMETROS TECNICOS

VELOCIDAD DIRECTRIZ :	80 KM/H
DISTANCIA DE VISIBILIDAD DE PARADA:	125 M.
RADIO MINIMO HORIZONTAL:	230 M.
DISTANCIA DE VISIBILIDAD DE SOBREPASO:	336 M.

REPUBLICA DEL PARAGUAY

GOBERNACION DE CAAGUAZU

DISEÑO DE PAVIMENTACION TIPO EMPEDRADO

TRAMO: ACCESO A LA PASTORA - RAMAL 1 Y RAMAL 2

ALCANTARILLAS CELULAR

ARMADURAS DE CABECERAS – ALCANTARILLA CELULAR DE 3.00 x 3.00 – α=0°–15°–30°–45°

VISTA (4x)
ESC. 1:50

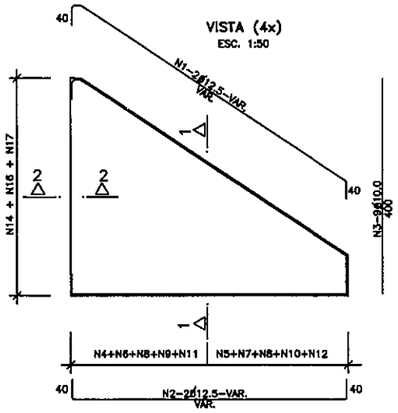

CORTE 1–1 (4x)
ESC. 1:50

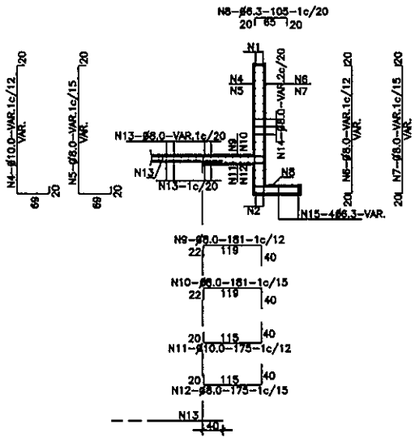

CORTE DE VIGA DE BORDE DE LA LOSA INFERIOR (2x)
ESC. 1:50

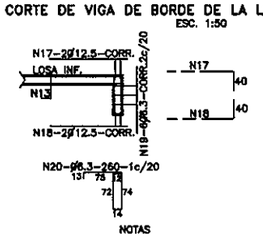

NOTAS

1– LA CANTIDAD DE ARMADURAS SERA DETERMINADA POR LAS MEDIDAS REALES DEL ENCOFRADO PARA CADA TIPO DE ALCANTARILLA
2– EN LA TABLA ESTAN COMPUTADAS AMBAS CABECERAS

EMPALME DE LAS ALCANTARILLAS CON LAS CABECERAS (LOSA INFERIOR)
ESC. 1:50

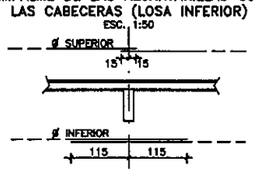

CORTE 2–2 (4x)
ESC. 1:50

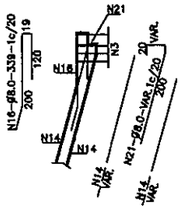

RESUMEN DE LAS ARMADURAS PARA DOS CABECERAS

ALCANTARILLA SIMPLE

1.50 x 1.50					2.00 x 2.00					2.50 x 2.50					3.00 x 3.00				
ø	α=0°	α=15°	α=30°	α=45°	ø	α=0°	α=15°	α=30°	α=45°	ø	α=0°	α=15°	α=30°	α=45°	ø	α=0°	α=15°	α=30°	α=45°
6.3	492	541	570	765	6.3	531	580	595	797	6.3	621	700	829	1116	6.3	178	205	209	278
8.0	15	17	30	36	8.0	420	493	513	686	8.0	505	570	636	849	8.0	1.485	1648	1909	2560
10.0	95	110	88	110	10.0	115	130	100	127	10.0	345	380	419	559	10.0	560	610	575	770
12.5	161	185	201	259	12.5	187	210	188	250	12.5	210	235	234	308	12.5	240	280	262	346
16.0	—	—	—	—	16.0	22	—	85	99	16.0	75	90	124	146	16.0	53	70	—	—
20.0	—	—	—	—	20.0	—	—	—	—	20.0	—	—	—	—	20.0	88	100	224	264
TOTAL	763 Kg	853 Kg	889 Kg	1.170 Kg	TOTAL	1.275 Kg	1.415 Kg	1.481 kg	1.959 Kg	TOTAL	1.756 Kg	1.975 Kg	2.242 kg	2.978 Kg	TOTAL	2.604 Kg	2.911 Kg	3.179 kg	4.215 Kg

ALCANTARILLA DOBLE

1.50 x 1.50					2.00 x 2.00					2.50 x 2.50					3.00 x 3.00				
ø	α=0°	α=15°	α=30°	α=45°	ø	α=0°	α=15°	α=30°	α=45°	ø	α=0°	α=15°	α=30°	α=45°	ø	α=0°	α=15°	α=30°	α=45°
6.3	545	605	692	914	6.3	701	782	762	1024	6.3	852	937	1090	1468	6.3	233	260	231	309
8.0	96	105	54	66	8.0	450	505	553	731	8.0	568	628	591	785	8.0	1891	2085	2314	3100
10.0	111	120	96	117	10.0	122	134	107	132	10.0	344	408	508	656	10.0	652	760	771	1004
12.5	220	258	258	330	12.5	281	310	224	296	12.5	198	225	226	305	12.5	229	249	260	351
16.0	—	—	—	—	16.0	—	—	164	193	16.0	237	260	182	190	16.0	245	272	—	—
20.0	—	—	—	—	20.0	—	—	—	—	20.0	—	—	233	270	20.0	102	120	248	291
25.0	—	—	—	—	25.0	—	—	—	—	25.0	—	—	—	—	25.0	—	—	509	598
TOTAL	972 Kg	1.088 Kg	1.100 Kg	1.427 Kg	TOTAL	1.554 Kg	1.731 Kg	1.810 kg	2.376 Kg	TOTAL	2.199 Kg	2.458 Kg	2.808 Kg	3.672 Kg	TOTAL	3.352 Kg	3.746 Kg	4.331 kg	5.651 Kg

ALCANTARILLA TRIPLE

1.50 x 1.50					2.00 x 2.00					2.50 x 2.50					3.00 x 3.00				
ø	α=0°	α=15°	α=30°	α=45°	ø	α=0°	α=15°	α=30°	α=45°	ø	α=0°	α=15°	α=30°	α=45°	ø	α=0°	α=15°	α=30°	α=45°
6.3	748	828	817	1093	6.3	865	960	1041	1398	6.3	1217	1338	1558	2098	6.3	273	300	271	364
8.0	48	52	61	98	8.0	514	560	630	832	8.0	644	710	657	867	8.0	2296	2525	3094	4139
10.0	161	185	114	135	10.0	172	196	125	150	10.0	433	485	590	757	10.0	746	835	883	1137
12.5	274	312	333	424	12.5	368	412	214	285	12.5	223	245	254	342	12.5	250	280	290	391
16.0	—	—	—	—	16.0	—	—	292	350	16.0	339	385	291	345	16.0	390	176	—	—
20.0	—	—	—	—	20.0	—	—	—	—	20.0	—	—	320	376	20.0	198	224	413	489
25.0	—	—	—	—	25.0	—	—	—	—	25.0	—	—	—	—	25.0	—	—	648	736
TOTAL	1.229 Kg	1.377 Kg	1.345 Kg	1.750 Kg	TOTAL	1.919 Kg	2.128 Kg	2.302 kg	3.018 Kg	TOTAL	2.856 Kg	3.163 Kg	3.670 Kg	4.785 Kg	TOTAL	4.153 Kg	4.340 Kg	5.599 kg	7.256 Kg

TABLA DE ARMADURAS PARA CABECERAS DE ALCANTARILLA CELULAR – 3.00x3.00

No.	1	2	3	4	5	6	7	8	9	10	11	12	13	14	15	16	17	18	19	20	21
Ø	12.5	12.5	10.0	10.0	8.0	8.0	8.0	6.3	8.0	8.0	10.0	8.0	8.0	8.0	6.3	8.0	12.5	12.5	6.3	6.3	8.0
C	8	8	36	—	—	—	—	—	—	—	—	—	—	16	16	—	4	4	12	—	—
LONG.	VAR.	VAR.	400	VAR.	VAR.	VAR.	VAR.	105	181	181	175	175	VAR.	VAR.	VAR.	339	CORR.	CORR.	CORR.	260	VAR.

SOPORTE PARA APOYO DE LA ARMADURA SUPERIOR EN LAS LOSAS

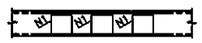

RECUBRIMIENTO

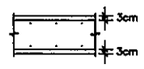

EMPALME DE LAS VARILLAS CORRIDAS (CUANDO SEA NECESARIO)

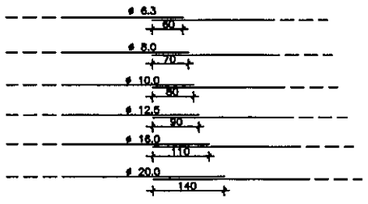

COLOCAR LOS EMPALMES EN PUNTOS ALTERNADOS

POSICION DE LA ARMADURA SUPERIOR E INFERIOR DE LAS PAREDES EN LAS EXTREMIDADES

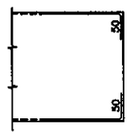

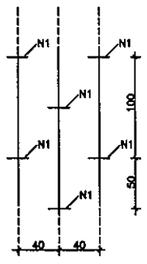

ESTA ARMADURA NO ESTA COMPUTADA EN LOS RESUMENES DE HIERRO.

NOTAS

1– CARACTERISTICAS DEL HIERRO: ACERO C.A–50
2– ARMADURAS MEDIDAS EN CENTIMETROS.
3– CANTIDAD DE HIERROS EN CENTIMETROS.
4– RESUMEN DE HIERRO SIN DESPERDICIOS.
5– DEBERAN SER PREVISTOS DADOS DE HORMIGON PARA ASEGURAR EL RECUBRIMIENTO DE 3 cm.
6– LAS CANTIDADES Y MEDIDAS DE LAS ARMADURAS DE LAS CABECERAS SERAN DETERMINADAS POR LAS MEDIDAS REALES DEL ENCOFRADO DE CADA TIPO DE ALCANTARILLA.

PARAMETROS TECNICOS

VELOCIDAD DIRECTRIZ :	80 KM/H
DISTANCIA DE VISIBILIDAD DE PARADA:	125 M.
RADIO MINIMO HORIZONTAL:	230 M.
DISTANCIA DE VISIBILIDAD DE SOBREPASO:	336 M.

REPUBLICA DEL PARAGUAY
GOBERNACION DE CAAGUAZU

DISEÑO DE PAVIMENTACION TIPO EMPEDRADO
TRAMO: ACCESO A LA PASTORA - RAMAL 1 Y RAMAL 2

ALCANTARILLAS CELULAR

ALCANTARILLA CELULAR DOBLE

VIGAS DE BORDE DE LA LOSA SUPERIOR – CC = 0° A 15°

L=300 (2x) L=250 (2x) L=200 (2x) L=150 (2x)

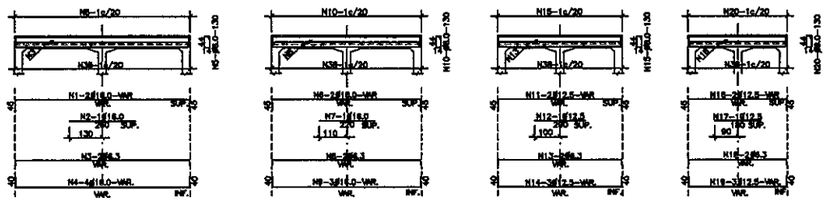

VIGAS DE BORDE DE LA LOSA INFERIOR – CC =0° A 15°

L=300 (2x) L=250 (2x) L=200 (2x) L=150 (2x)

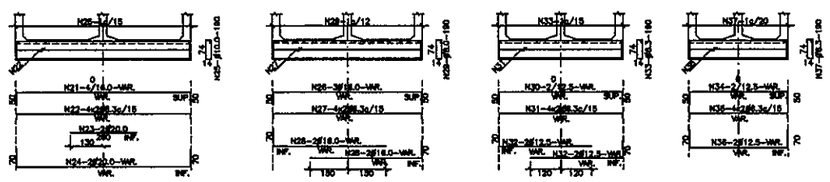

MENSULA

SUPERIOR E INFERIOR



SUPERIOR E INFERIOR

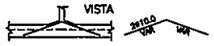

VIGA DE BORDE SUPERIOR

CORTE

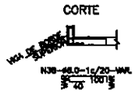

TABLA DE ARMADURAS PARA VIGAS DE BORDE DE LOSA SUPERIOR E INFERIOR – CELULAR DOBLE																																				
No.	1	2	3	4	5	6	7	8	9	10	11	12	13	14	15	16	17	18	19	20	21	22	23	24	25	26	27	28	29	30	31	32	33	34	35	36	37	38
Ø	16.0	16.0	6.3	16.0	8.0	16.0	16.0	6.3	16.0	8.0	12.5	12.5	6.3	12.5	8.0	12.5	12.5	6.3	12.5	8.0	16.0	6.3	20.0	20.0	10.0	16.0	6.3	16.0	8.0	12.5	6.3	12.5	6.3	12.5	6.3	12.5	6.3	8.0
C	4	2	4	8	—	4	2	4	8	—	4	2	4	6	—	4	2	4	6	—	8	16	4	4	—	6	16	8	—	4	16	8	—	4	16	4	—	—
LONG	VAR.	250	VAR.	VAR.	130	VAR.	220	VAR.	VAR.	130	VAR.	200	VAR.	VAR.	130	VAR.	150	VAR.	VAR.	130	VAR.	VAR.	250	VAR.	190	VAR.	VAR.	VAR.	190	VAR.	VAR.	VAR.	190	VAR.	VAR.	VAR.	190	VAR.

ALCANTARILLA CELULAR DOBLE

VIGAS DE BORDE DE LA LOSA SUPERIOR – CC = 30° A 45°

L=300 (2x) L=250 (2x) L=200 (2x) L=150 (2x)

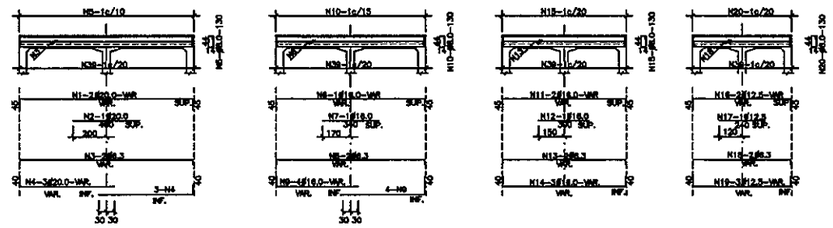

VIGAS DE BORDE DE LA LOSA INFERIOR – CC = 30° A 45°

L=300 (2x) L=250 (2x) L=200 (2x) L=150 (2x)

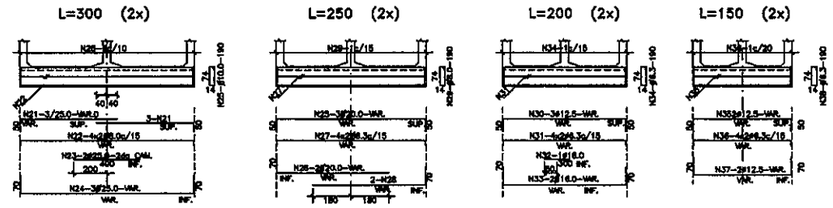

MENSULA

SUPERIOR E INFERIOR

SUPERIOR E INFERIOR

VIGA DE BORDE SUPERIOR

CORTE

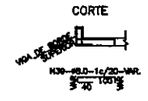

TABLA DE ARMADURAS PARA VIGAS DE BORDE DE LOSA SUPERIOR E INFERIOR – CELULAR DOBLE																																				
No.	1	2	3	4	5	6	7	8	9	10	11	12	13	14	15	16	17	18	19	20	21	22	23	24	25	26	27	28	29	30	31	32	33	34	35	36	37	38	39
Ø	20.0	20.0	6.3	20.0	8.0	16.0	16.0	6.3	16.0	8.0	16.0	16.0	6.3	16.0	8.0	12.5	12.5	6.3	12.5	8.0	25.0	8.0	25.0	25.0	10.0	20.0	6.3	20.0	10.0	12.5	6.3	16.0	16.0	8.0	12.5	6.3	12.5	6.3	8.0
C	4	2	4	12	—	4	2	4	16	—	4	2	4	6	—	4	2	4	6	—	12	16	4	6	—	6	16	8	—	6	16	2	4	—	4	16	4	—	—
LONG	VAR.	400	VAR.	VAR.	130	VAR.	340	VAR.	VAR.	130	VAR.	300	VAR.	VAR.	130	VAR.	240	VAR.	VAR.	130	VAR.	VAR.	400	VAR.	195	VAR.	VAR.	VAR.	195	VAR.	VAR.	300	VAR.	190	VAR.	VAR.	VAR.	190	VAR.

NOTAS

1– LA CANTIDAD DE ARMADURAS SERA DETERMINADA POR LAS MEDIDAS REALES DEL ENCOFRADO PARA CADA TIPO DE ALCANTARILLA

2– EN LA TABLA ESTAN COMPUTADAS AMBAS CABECERAS

PARAMETROS TECNICOS	
VELOCIDAD DIRECTRIZ :	80 KM/H
DISTANCIA DE VISIBILIDAD DE PARADA:	125 M.
RADIO MINIMO HORIZONTAL:	230 M.
DISTANCIA DE VISIBILIDAD DE SOBREPASO:	336 M.

REPUBLICA DEL PARAGUAY

GOBERNACION DE CAAGUAZU

DISEÑO DE PAVIMENTACION TIPO EMPEDRADO

TRAMO: ACCESO A LA PASTORA - RAMAL 1 Y RAMAL 2

ALCANTARILLAS CELULAR

ALCANTARILLA CELULAR SIMPLE

VIGAS DE BORDE DE LA LOSA SUPERIOR – OC= 0° A 15°

L=300 (2x) L=250 (2x) L=200 (2x) L=150 (2x)

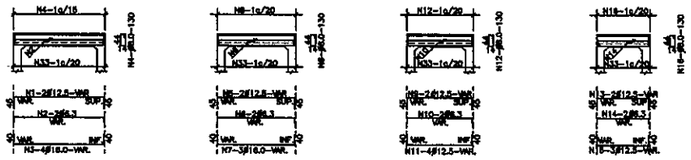

VIGAS DE BORDE DE LA LOSA INFERIOR

L=300 (2x) L=250 (2x) L=200 (2x) L=150 (2x)

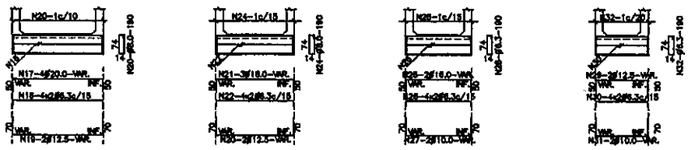

MENSULA

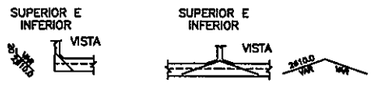

VIGA DE BORDE SUPERIOR

CORTE

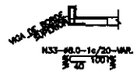

TABLA DE ARMADURAS PARA VIGAS DE BORDE DE LOSA SUPERIOR E INFERIOR – CELULAR SIMPLE																																
No.	1	2	3	4	5	6	7	8	9	10	11	12	13	14	15	16	17	18	19	20	21	22	23	24	25	26	27	28	29	30	31	32	33
Ø	12.5	6.3	16.0	8.0	12.5	6.3	16.0	8.0	12.5	6.3	12.5	8.0	12.5	6.3	12.5	8.0	20.0	6.3	12.5	8.0	16.0	6.3	12.5	8.0	16.0	6.3	10.0	6.3	12.5	6.3	10.0	6.3	8.0
C	4	4	8	—	4	4	6	—	4	4	8	—	4	4	6	—	6	16	4	—	6	16	4	—	4	16	4	—	4	16	4	—	—
LONG	VAR.	VAR.	VAR.	130	VAR.	VAR.	VAR.	130	VAR.	VAR.	VAR.	130	VAR.	VAR.	VAR.	130	VAR.	VAR.	VAR.	190	VAR.	VAR.	VAR.	190	VAR.	VAR.	VAR.	190	VAR.	VAR.	VAR.	190	VAR.

ALCANTARILLA CELULAR SIMPLE

VIGAS DE BORDE DE LA LOSA SUPERIOR – OC = 30° A 45°

L=300 (2x) L=250 (2x) L=200 (2x) L=150 (2x)

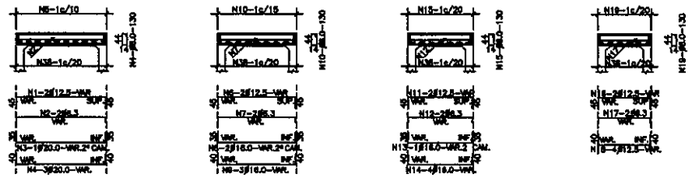

VIGAS DE BORDE DE LA LOSA INFERIOR – OC = 30° A 45°

L=300 (2x) L=250 (2x) L=200 (2x) L=150 (2x)

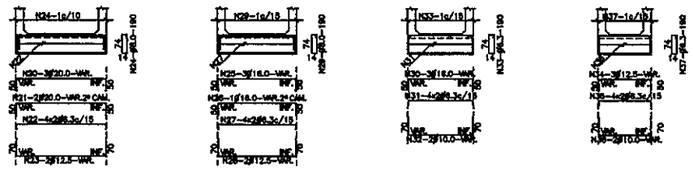

MENSULA

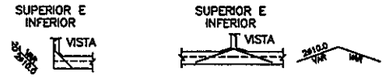

VIGA DE BORDE SUPERIOR

CORTE

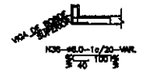

TABLA DE ARMADURAS PARA VIGAS DE BORDE DE LOSA SUPERIOR E INFERIOR – CELULAR SIMPLE																																														
No.	1	2	3	4	5	6	7	8	9	10	11	12	13	14	15	16	17	18	19	20	21	22	23	24	25	26	27	28	29	30	31	32	33	34	35	36	37	38
Ø	12.5	6.3	20.0	20.0	8.0	12.5	6.3	16.0	16.0	8.0	12.5	6.3	16.0	16.0	8.0	12.5	6.3	12.5	8.0	20.0	20.0	6.3	12.5	8.0	16.0	16.0	6.3	12.5	8.0	16.0	6.3	10.0	6.3	12.5	6.3	10.0	6.3	8.0
C	4	4	2	6	—	4	4	4	6	—	4	4	2	6	—	4	4	8	—	6	4	16	4	—	6	2	16	4	—	6	16	4	—	6	16	4	—	—
LONG	VAR.	VAR.	VAR.	VAR.	130	VAR.	VAR.	VAR.	VAR.	130	VAR.	VAR.	VAR.	VAR.	130	VAR.	VAR.	VAR.	130	VAR.	VAR.	VAR.	VAR.	190	VAR.	VAR.	VAR.	VAR.	190	VAR.	VAR.	VAR.	190	VAR.	VAR.	VAR.	190	VAR.

NOTAS

1– LA CANTIDAD DE ARMADURAS SERA DETERMINADA POR LAS MEDIDAS REALES DEL ENCOFRADO PARA CADA TIPO DE ALCANTARILLA

2– EN LA TABLA ESTAN COMPUTADAS AMBAS CABECERAS

3– VER NOTAS Y COMPLEMENTOS EN LA LAMINA IV–10

PARAMETROS TECNICOS	
VELOCIDAD DIRECTRIZ :	80 KM/H
DISTANCIA DE VISIBILIDAD DE PARADA:	125 M.
RADIO MINIMO HORIZONTAL:	230 M.
DISTANCIA DE VISIBILIDAD DE SOBREPASO:	336 M.

REPUBLICA DEL PARAGUAY

GOBERNACION DE CAAGUAZU

DISEÑO DE PAVIMENTACION TIPO EMPEDRADO

TRAMO: ACCESO A LA PASTORA - RAMAL 1 Y RAMAL 2

ALCANTARILLAS CELULAR

ALCANTARILLA CELULAR TRIPLE

VIGAS DE BORDE DE LA LOSA SUPERIOR – CC = 0° A 15°

ESCALA 1:100

L=300 (2x)

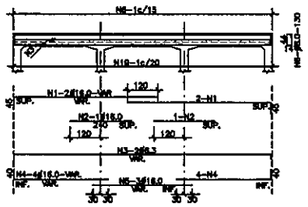

L=250 (2x)

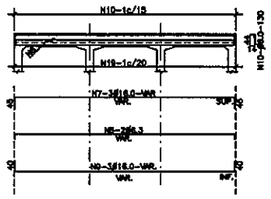

MENSULAS

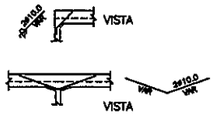

VIGA DE BORDE SUPERIOR

CORTE

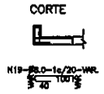

L=200 (2x)

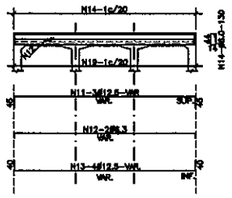

L=150 (2x)

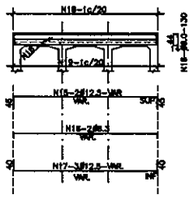

TABLA DE ARMADURAS PARA VIGAS DE BORDE DE LOSA SUPERIOR – CELULAR TRIPLE

No.	1	2	3	4	5	6	7	8	9	10	11	12	13	14	15	16	17	18	19
Ø	16.0	16.0	6.3	16.0	16.0	8.0	16.0	6.3	16.0	8.0	12.5	6.3	12.5	8.0	12.5	6.3	12.5	8.0	8.0
C	8	4	4	16	6	—	6	4	6	—	6	4	8	—	4	4	6	—	—
LONG	VAR.	240	VAR.	VAR.	VAR.	130	VAR.	VAR.	VAR.	130	VAR.	VAR.	VAR.	130	VAR.	VAR.	VAR.	130	VAR.

VIGAS DE BORDE DE LA LOSA INFERIOR – CC = 0° A 15°

ESCALA 1:100

L=300 (2x)

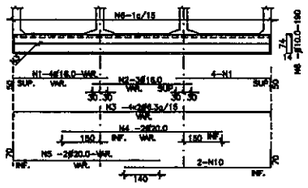

L=250 (2x)

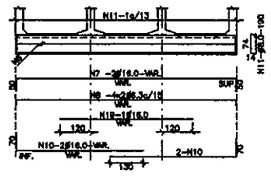

MENSULAS

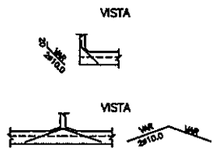

L=200 (2x)

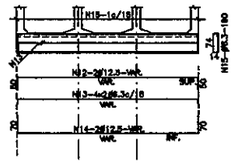

L=150 (2x)

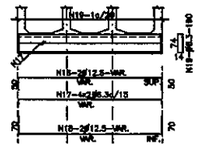

TABLA DE ARMADURAS PARA VIGAS DE BORDE DE LOSA INFERIOR – CELULAR TRIPLE

No.	1	2	3	4	5	6	7	8	9	10	11	12	13	14	15	16	17	18	19
Ø	16.0	16.0	6.3	20	20	10.0	16.0	6.3	16.0	16.0	8.0	12.5	6.3	12.5	6.3	12.5	6.3	12.5	6.3
C	16	8	16	4	8	—	4	16	2	8	—	4	16	4	—	4	16	4	—
LONG	VAR.	VAR.	VAR.	VAR.	VAR.	190	VAR.	VAR.	VAR.	VAR.	190	VAR.	VAR.	VAR.	190	VAR.	VAR.	VAR	190

NOTAS Y DETALLES COMPLEMENTARIOS

EMPALME DE LAS VARILLAS CORRIDAS
(CUANDO SEA NECESARIO)
ESCALA 1:50

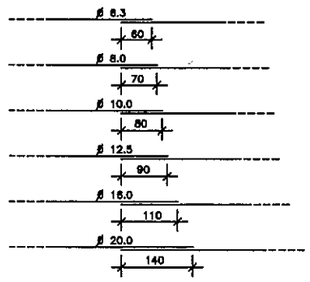

COLOCAR LOS EMPALMES EN PUNTOS ALTERNADOS

POSICION DE LA ARMADURA SUPERIOR E INFERIOR
DE LAS PAREDES EN LAS EXTREMIDADES
ESCALA 1:5

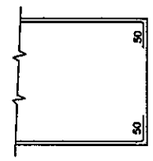

SOPORTE PARA APOYO DE LA ARMADURA
SUPERIOR EN LAS LOSAS
ESCALA 1:20

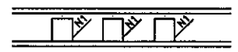

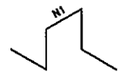

ESTA ARMADURA NO ESTA
COMPUTADA EN LOS
RESUMENES DE HIERRO

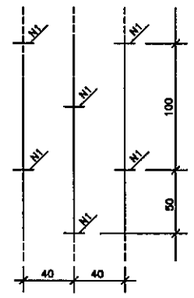

RECUBRIMIENTO
ESCALA 1:10

NOTAS

1– CARACTERISTICA DEL HIERRO: ACERO CA–50
2– ARMADURAS MEDIDAS EN CENTIMETROS
3– CANTIDAD DE HIERROS EN KILOGRAMOS
4– RESUMEN DE HIERROS SIN DESPERDICIOS
5– DEBERAN SER PREVISTOS DADOS DE HORMIGON PARA ASEGURAR EL RECUBRIMIENTO DE 3 cm.
6– LA CANTIDAD Y LAS MEDIDAS DE LAS ARMADURAS DE LAS CABECERAS SERAN DETERMINADAS POR LAS MEDIDAS REALES DEL ENCOFRADO DE CADA TIPO DE ALCANTARILLA

PARAMETROS TECNICOS

VELOCIDAD DIRECTRIZ :	80 KM/H
DISTANCIA DE VISIBILIDAD DE PARADA:	125 M.
RADIO MINIMO HORIZONTAL:	230 M.
DISTANCIA DE VISIBILIDAD DE SOBREPASO:	336 M.

REPUBLICA DEL PARAGUAY

GOBERNACION DE CAAGUAZU

DISEÑO DE PAVIMENTACION TIPO EMPEDRADO

TRAMO: ACCESO A LA PASTORA - RAMAL 1 Y RAMAL 2

ALCANTARILLAS CELULAR

TABLA DE LAS DIMENSIONES DE MATERIALES PARA ALCANTARILLAS CELULARES

ALCANTARILLA CELULAR DE 1.50 x 1.50

SECCION L=150		0 ≤ h ≤ 100			100 ≤ h ≤ 250			250 ≤ h ≤ 500			500 ≤ h ≤ 750		
fs ≥ MPa		0.09	0.10	0.10	0.10	0.12	0.12	0.14	0.18	0.18	0.19	0.24	0.24
MEDIDAS	UNID.	SIMPLE	DOBLE	TRIPLE	SIMPLE	DOBLE	TRIPLE	SIMPLE	DOBLE	TRIPLE	SIMPLE	DOBLE	TRIPLE
A	cm.	180	345	510	180	345	510	180	345	510	180	345	510
B	cm.	180	180	180	180	180	180	180	180	180	180	180	180
C	cm.	210	375	540	210	375	540	210	375	540	210	375	540
a	cm.	10	10	10	10	10	10	10	10	10	10	10	10
b	cm.	—	30	30	—	30	30	—	30	30	—	30	30
d	cm.	15	15	15	15	15	15	15	15	15	15	15	15
CONTRAPISO	m³	0.21	0.38	0.54	0.21	0.38	0.54	0.21	0.38	0.54	0.21	0.38	0.54
ENCOFRADO	m²	8.10	12.20	16.50	8.10	12.20	16.50	8.10	12.20	16.50	8.10	12.20	16.50
HORMIGON	m³	1.01	1.79	2.57	1.01	1.79	2.57	1.01	1.79	2.57	1.01	1.79	2.57

ALCANTARILLA CELULAR DE 2.50 x 2.50

SECCION L=250		0 ≤ h ≤ 100			100 ≤ h ≤ 250			250 ≤ h ≤ 500			500 ≤ h ≤ 750		
fs ≥ MPa		0.10	0.21	0.21	0.11	0.21	0.21	0.16	0.23	0.23	0.21	0.28	0.28
MEDIDAS	UNID.	SIMPLE	DOBLE	TRIPLE	SIMPLE	DOBLE	TRIPLE	SIMPLE	DOBLE	TRIPLE	SIMPLE	DOBLE	TRIPLE
A	cm.	290	545	810	290	545	810	290	560	830	300	560	830
B	cm.	290	280	280	290	280	280	290	290	290	300	290	290
C	cm.	320	575	840	320	575	840	320	590	860	330	590	860
a	cm.	15	15	15	15	15	15	15	15	15	15	15	15
b	cm.	—	45	45	—	45	45	—	45	45	—	45	45
d	cm.	20	15	15	20	15	15	20	20	20	25	20	20
CONTRAPISO	m³	0.32	0.58	0.84	0.32	0.58	0.84	0.32	0.59	0.86	0.33	0.59	0.86
ENCOFRADO	m²	13.20	20.00	27.20	13.20	20.00	27.20	13.20	20.20	27.40	13.40	20.20	27.40
HORMIGON	m³	2.21	2.94	4.25	2.21	2.94	4.25	2.21	3.92	5.64	2.80	3.92	5.64

ALCANTARILLA CELULAR DE 2.00 x 2.00

SECCION L=200		0 ≤ h ≤ 100			100 ≤ h ≤ 250			250 ≤ h ≤ 500			500 ≤ h ≤ 750		
fs ≥ MPa		0.09	0.13	0.13	0.10	0.15	0.15	0.15	0.23	0.23	0.20	0.26	0.27
MEDIDAS	UNID.	SIMPLE	DOBLE	TRIPLE	SIMPLE	DOBLE	TRIPLE	SIMPLE	DOBLE	TRIPLE	SIMPLE	DOBLE	TRIPLE
A	cm.	230	445	660	230	445	660	240	445	660	240	460	680
B	cm.	230	230	230	230	230	230	240	230	230	240	240	240
C	cm.	260	475	690	260	475	690	270	475	690	270	490	710
a	cm.	10	10	10	10	10	10	15	10	10	15	15	15
b	cm.	—	30	30	—	30	30	—	30	30	—	45	45
d	cm.	15	15	15	15	15	15	20	15	15	20	20	20
CONTRAPISO	m³	0.28	0.48	0.69	0.28	0.48	0.69	0.27	0.48	0.69	0.27	0.49	0.71
ENCOFRADO	m²	10.60	16.60	22.00	10.60	16.60	22.00	10.80	16.60	22.00	10.80	16.20	21.90
HORMIGON	m³	1.31	2.32	3.32	1.31	2.32	3.32	1.81	2.32	3.32	1.81	3.22	4.64

ALCANTARILLA CELULAR DE 3.00 x 3.00

SECCION L=250		0 ≤ h ≤ 100			100 ≤ h ≤ 250			250 ≤ h ≤ 500			500 ≤ h ≤ 750		
fs ≥ MPa		0.12	0.21	0.21	0.12	0.21	0.21	0.17	0.23	0.23	0.22	0.28	0.29
MEDIDAS	UNID.	SIMPLE	DOBLE	TRIPLE	SIMPLE	DOBLE	TRIPLE	SIMPLE	DOBLE	TRIPLE	SIMPLE	DOBLE	TRIPLE
A	cm.	350	660	980	350	660	980	360	675	1000	360	675	1000
B	cm.	350	340	340	350	340	340	360	350	350	360	350	350
C	cm.	380	690	1010	380	690	1010	390	705	1030	390	705	1030
a	cm.	15	15	15	15	15	15	25	15	15	25	15	15
b	cm.	—	45	45	—	45	45	—	45	45	—	45	45
d	cm.	25	20	20	25	20	20	30	25	25	30	25	25
CONTRAPISO	m³	0.38	0.69	1.01	0.38	0.69	1.01	0.39	0.71	1.03	0.39	0.71	1.03
ENCOFRADO	m²	15.90	24.20	32.90	15.90	24.20	32.90	16.10	24.40	33.10	16.10	24.40	33.10
HORMIGON	m³	3.30	4.62	6.64	3.30	4.62	6.64	4.09	5.81	8.32	4.09	5.81	8.32

DETALLE DE ENCOFRADOS

ALCANTARILLA SIMPLE

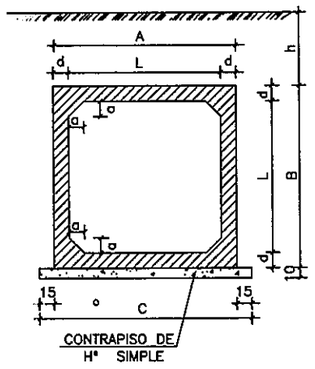

ALCANTARILLA DOBLE

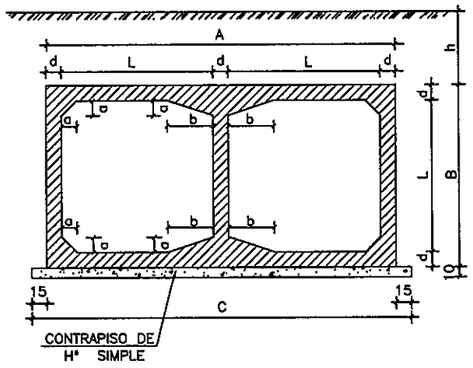

ALCANTARILLA TRIPLE

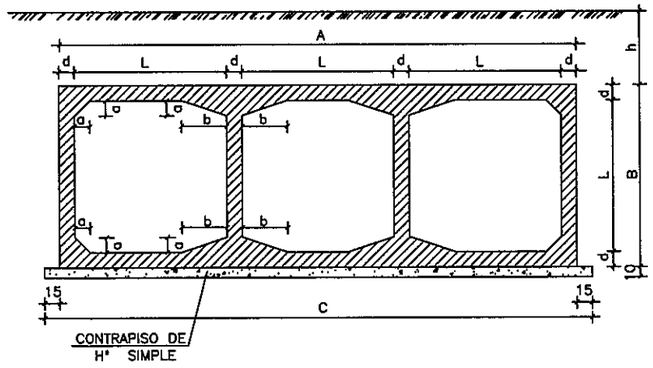

DETALLES DE LA JUNTA DE DILATACION

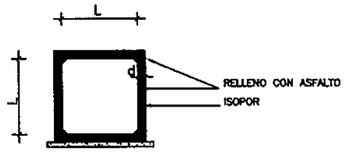

ESC. 1:50

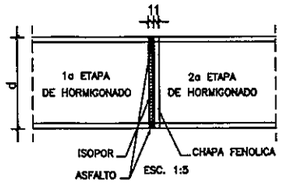

ESC. 1:5

OBSERVACIONES:

1– HORMIGON fck ≥ 21 MPa
2– CONTRAPISO DE HORMIGON SIMPLE fck ≥ 9 MPa

3– NOMENCLATURA: h = ALTURA DEL TERRAPLEN SOBRE LA GALERIA
fs = TENSION ADMISIBLE DEL SUELO BAJO LA GALERIA
4– REALIZAR JUNTA DE DILATACION EN ALCANTARILLAS CON LONGITUD MAYOR A 40 m.

NOTA:

DESPUES DEL HORMIGONADO DE LA 1a ETAPA DEBERAN RETIRARSE LAS CHAPAS FENOLICAS DE LA JUNTA.

PARAMETROS TECNICOS

VELOCIDAD DIRECTRIZ :	80 Km/H
DISTANCIA DE VISIBILIDAD DE PARADA:	125 M.
RADIO MINIMO HORIZONTAL:	230 M.
DISTANCIA DE VISIBILIDAD DE SOBREPASO:	336 M.

REPUBLICA DEL PARAGUAY
MUNICIPALIDAD DE RI 3 CORRALES

DISEÑO DE PAVIMENTACION TIPO EMPEDRADO

TRAMO: EMPALME RUTA VIII - EMPALME TRAMO ARROYO GUASU (RUTA VII) - RI 3 CORRALES

ALCANTARILLAS CELULAR

LECHOS Y DIENTES PARA ASENTAMIENTO DE ALCANTARILLAS

LECHOS

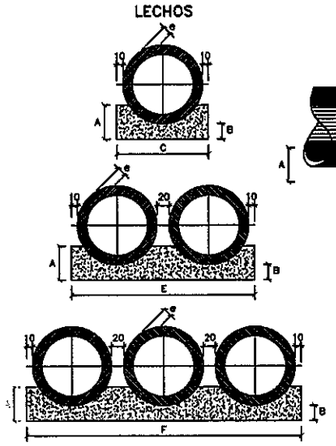

VISTA LATERAL

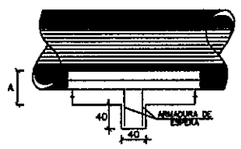

CUADRO DE DIMENSIONES						
DIAMETRO	A	B	C	E	F	e
60	34	15	96	–	–	8
80	48	20	120	–	–	10
100	56	25	144	288	432	12
120	67	30	168	332	498	13
150	83	38	198	396	594	14

CANTIDADES UNITARIAS DE LOS DIENTES						
	SIMPLE		DOBLE		TRIPLE	
DIAMETRO (cm.)	HORMIGON (m3)	ARMADURA (kg.)	HORMIGON (m3)	ARMADURA (kg.)	HORMIGON (m3)	ARMADURA (kg.)
60	0,154	1,008	–	–	–	–
80	0,192	1,386	–	–	–	–
100	0,230	1,512	0,461	3,024	0,691	3,780
120	0,268	1,638	0,531	3,276	0,797	4,914
150	0,317	2,759	0,634	4,599	0,950	6,439

CANTIDADES POR METRO LINEAL DE LECHO						
	SIMPLE		DOBLE		TRIPLE	
DIAMETRO (cm.)	HORMIGON (m3)	ENCOFRADO (m2)	HORMIGON (m3)	ENCOFRADO (m2)	HORMIGON (m3)	ENCOFRADO (m2)
60	0,238	0,68	–	–	–	–
80	0,396	0,90	–	–	–	–
100	0,570	1,12	1,141	1,12	1,711	1,12
120	0,785	1,34	1,570	1,34	2,355	1,34
150	1,157	1,66	2,314	1,66	3,471	1,66

OBSERVACIONES:

1- LOS DIENTES SERAN CONSTRUIDOS EN TODAS LAS ALCANTARILLAS CUYA PENDIENTE FUERE SUPERIOR AL 5% Y ESTARAN SEPARADOS DE CINCO EN CINCO METROS EN LA PROYECCION HORIZONTAL.

2- TODAS LAS ALCANTARILLAS SERAN CONSTRUIDAS CON LECHOS.

3- EN LOS DIENTES SERAN COLOCADAS ARMADURAS DE ESPERA: 2 ø 10 c/100 cm. CON LONGITUD DE B + 35.

4- UTILIZAR EN LOS LECHOS HORMIGON Fck= 9 Mpa.

5- DIMENSIONES EN cm.

DISIPADORES DE ENERGIA APLICABLES A SALIDAS DE ALCANTARILLAS

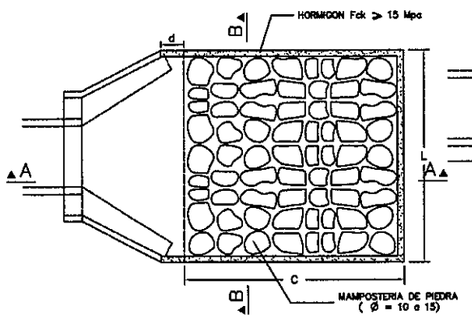

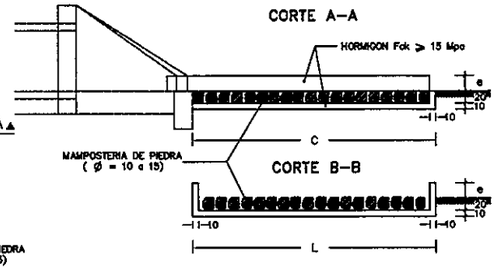

DIMENSIONES Y CONSUMOS MEDIOS POR UNIDAD DE DISIPADOR										
TIPO	ADAPTABLE EN	C	L	d	e	HORMIGON Fck≥15Mpa m3	ENCOFRADO m2	MAMPOST. DE PIEDRA m3	EXCAVAC. m3	RELLENO m3
III A	1 ø 1,00	400	345	40	25	1,820	10,05	3,80	4,49	0,50
III B	1 ø 1,20	480	391	50	30	2,445	13,03	5,23	6,04	0,60
III C	2 ø 1,00	400	488	45	30	2,509	11,75	5,59	6,37	0,50
III D	2 ø 1,20	480	566	50	35	3,362	14,97	7,70	8,61	0,60
III E	3 ø 1,20	480	741	50	40	4,309	16,91	10,17	11,19	0,70

PLANTA

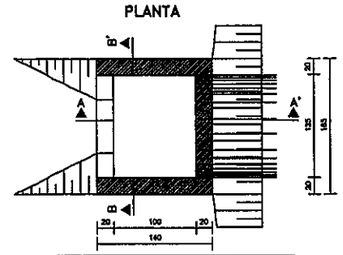

CANTIDADES UNITARIAS			
HORMIGON Fck≥15Mpa (m3)	ENCOFRADO (m2)	EXCAVACION (m3)	RELLENO (m3)
2,070	20,30	15,00	5,00

CAJA COLECTORA TALVEG–CCT
ESC. 1:25

TABLAS DE ARMADURAS (POR METRO DE TUBO)

TUBOS TIPO CA – 1 (ABNT)						
ENCOFRADO		ARMADURAS				
DIÁMETRO int	e (cm)	N°	ø	SEP.	C	LONG.
60	8	1	6	15	14	Corr.
		2	6	10	10	240
80	10	1	6	15	18	Corr.
		2	6	10	10	315
100	12	3	6	15	46	Corr.
		4	6	10	10	405
		5	6	10	10	365
120	13	3	6	15	56	Corr.
		4	6	10	10	475
		5	6	10	10	435
150	14	3	6	20	51	Corr.
		4	8	10	10	580
		5	8	10	10	520

TUBOS TIPO CA – 2 (ABNT)						
ENCOFRADO		ARMADURAS				
DIÁMETRO int	e (cm)	N°	ø	SEP.	C	LONG.
60	8	1	6	15	14	Corr.
		2	6	9	11	240
80	10	1	6	20	14	Corr.
		2	6	9	11	315
100	12	3	6	20	35	Corr.
		4	8	12	8	405
		5	8	12	8	365
120	13	3	6	20	42	Corr.
		4	8	9	11	475
		5	8	9	11	435
150	14	3	6	20	51	Corr.
		4	10	9	11	580
		5	10	9	11	520

TUBOS TIPO CA – 3 (ABNT)						
ENCOFRADO		ARMADURAS				
DIÁMETRO (cm)	e (cm)	N°	ø	SEP.	C	LONG.
60	8	3	6	15	29	Corr.
		4	6	10	10	360
		5	6	10	10	340
80	10	3	6	20	28	Corr.
		4	8,0	10	10	335
		5	8,0	10	10	305
100	12	3	6	20	35	Corr.
		4	8,0	9	11	405
		5	8,0	9	11	365
120	13	3	6	20	42	Corr.
		4	10,0	9	11	475
		5	10,0	9	11	435
150	14	3	6	20	51	Corr.
		4	10,0	8	12	580
		5	10,0	8	12	520

MATERIALES PARA TUBO

H° fck 240 kg/cm2
Varilla AP-420 DN

CA – 1 (ALTURA DE TERRAPLEN) 1,00 a 3,50 m

CA – 2 (ALTURA DE TERRAPLEN) 3,50 a 5,00 m

CA – 3 (ALTURA DE TERRAPLEN) 5,00 a 7,00 m.

CORTE TRANSVERSAL

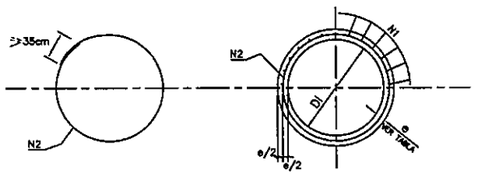

CORTE TRANSVERSAL

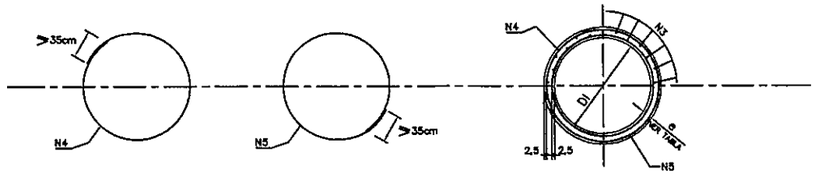

CORTE AA'

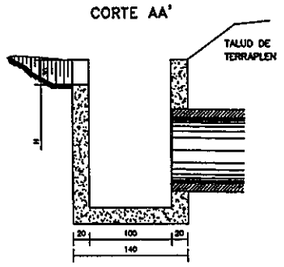

CORTE BB'

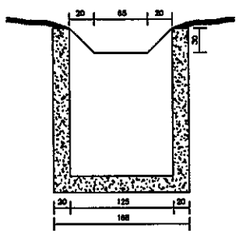

PARAMETROS TECNICOS

VELOCIDAD DIRECTRIZ :	80 KM/H
DISTANCIA DE VISIBILIDAD DE PARADA:	125 M.
RADIO MINIMO HORIZONTAL:	230 M.
DISTANCIA DE VISIBILIDAD DE SOBREPASO:	336 M.

REPUBLICA DEL PARAGUAY

GOBERNACION DE CAAGUAZU

DISEÑO DE PAVIMENTACION TIPO EMPEDRADO

TRAMO: ACCESO A LA PASTORA - RAMAL 1 Y RAMAL 2

ALCANTARILLAS TUBULARES

ALCANTARILLA TUBULAR SIMPLE DE HORMIGON
BOCAS NORMALES Y OBLICUAS (TIPO N.T.)

VISTA FRONTAL

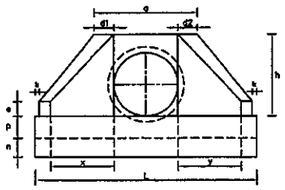

VISTA LATERAL

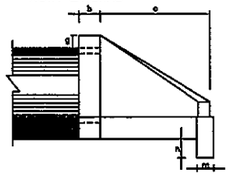

PLANTA NORMAL

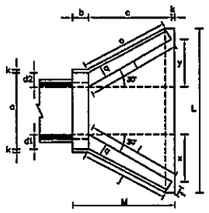

PLANTA OBLICUA

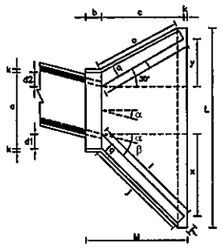

DIMENSIONES Y CONSUMOS MEDIOS POR UNIDAD																												
OBL. α	β	a	b	c	d1	d2	e	f	g	h	i	j	k	l	m	n	o	p	q	x	y	L	M	ENCOFRADO m2	HORMIGON m3
ALCANTARILLA TUBULAR SIMPLE D = 60																									
0	30	106	20	125	23	23	15	10	30	98	144	133	10	144	20	30	133	23	20	72	72	242	155	7.46	1.153
15	30	111	20	125	28	21	15	10	30	98	177	157	10	129	20	30	124	23	20	125	33	257	155	7.82	1.218
30	25	130	20	125	35	26	15	10	30	98	218	190	10	125	20	30	125	23	20	179	0	283	155	8.71	1.370
45	20	168	20	125	47	36	15	10	30	98	296	233	10	129	20	30	136	23	20	268	-33	353	155	10.68	1.722
ALCANTARILLA TUBULAR SIMPLE D = 80																									
0	30	138	25	145	29	29	20	15	30	120	187	153	10	157	25	35	153	30	25	84	84	293	180	11.17	2.140
15	30	144	25	145	35	26	20	15	30	120	205	180	10	150	25	35	144	30	25	145	39	312	180	11.73	2.262
30	25	167	25	145	44	31	20	15	30	120	253	218	10	145	25	35	145	30	25	207	0	343	180	13.03	2.538
45	20	216	25	145	59	44	20	15	30	120	343	290	10	150	25	35	157	30	25	311	-39	426	180	15.97	3.188
ALCANTARILLA TUBULAR SIMPLE D = 100																									
0	30	170	30	165	35	35	25	20	30	142	191	174	10	191	30	40	174	37	30	95	95	348	205	19.68	3.967
15	30	177	30	165	42	31	25	20	30	142	233	203	10	171	30	40	163	37	30	165	44	366	205	18.41	3.757
30	25	203	30	165	52	38	25	20	30	142	288	248	10	165	30	40	165	37	30	236	0	403	205	19.19	4.206
45	20	264	30	165	71	52	25	20	30	142	390	328	10	171	30	40	179	37	30	354	-44	499	205	22.30	5.293
ALCANTARILLA TUBULAR SIMPLE D = 120																									
0	30	200	40	180	40	40	30	25	30	163	208	188	10	208	40	45	188	43	35	104	104	391	230	20.65	5.505
15	30	210	40	180	50	36	30	25	30	163	256	220	10	186	40	45	177	43	35	180	48	414	230	21.63	5.819
30	25	243	40	180	61	43	30	25	30	163	314	264	10	180	40	45	190	43	35	257	0	458	230	24.00	6.538
45	20	318	40	180	83	63	30	25	30	163	428	351	10	186	40	45	196	43	35	386	-48	562	230	29.34	8.243
ALCANTARILLA TUBULAR SIMPLE D = 150																									
0	30	242	50	260	46	46	35	30	30	194	300	277	10	300	40	45	277	52	40	150	150	622	320	32.54	10.810
15	30	253	50	260	57	41	35	30	30	194	368	328	10	269	40	45	258	52	40	260	70	556	320	34.15	11.431
30	25	293	50	260	70	50	35	30	30	194	453	396	10	260	40	45	260	52	40	371	0	812	320	37.95	12.868
45	20	382	50	260	95	75	35	30	30	194	615	530	10	269	40	45	280	52	40	558	-70	762	320	46.80	16.303

OBSERVACIONES:

- DIMENSIONES EN CENTIMETROS.
- UTILIZAR HORMIGON CICLOPEO TIPO CLASE C15
- UTILIZAR PREFERENTEMENTE BOCAS NORMALES.

ALCANTARILLA TUBULAR TRIPLE DE HORMIGON
BOCAS NORMALES Y OBLICUAS (TIPO N.T.)

VISTA FRONTAL

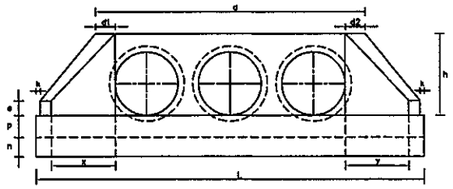

PLANTA NORMAL

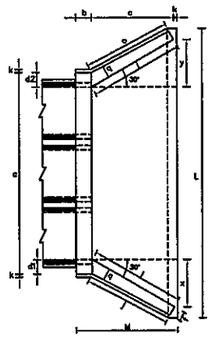

PLANTA OBLICUA

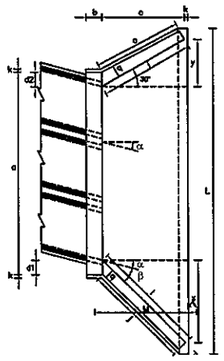

ALCANTARILLA TUBULAR DOBLE DE HORMIGON
BOCAS NORMALES Y OBLICUAS (TIPO N.T.)

VISTA FRONTAL

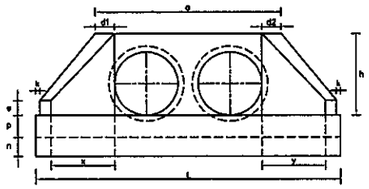

PLANTA NORMAL

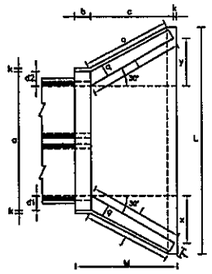

PLANTA OBLICUA

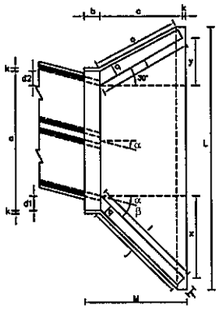

DIMENSIONES Y CONSUMOS MEDIOS POR UNIDAD																									
OBL. α	β	a	b	c	d1	d2	e	f	g	h	i	j	k	l	m	n	o	p	q	x	y	L	M	ENCOFRADO m2	HORMIGON m3
ALCANTARILLA TUBULAR DOBLE D = 100																									
0	30	314	30	165	35	35	30	20	30	142	191	174	10	191	30	40	174	37	30	95	95	489	205	21.08	5.108
15	30	326	30	165	42	31	30	20	30	142	233	203	10	171	30	40	163	37	30	165	44	515	205	22.00	5.350
30	25	370	30	165	52	38	30	20	30	142	288	245	10	165	30	40	165	37	30	236	0	569	205	24.45	6.987
45	20	468	30	165	71	52	30	20	30	142	390	328	10	171	30	40	179	37	30	354	-44	702	205	28.94	7.470
ALCANTARILLA TUBULAR DOBLE D = 120																									
0	30	388	40	180	40	40	35	25	30	163	208	188	10	208	40	45	188	43	35	104	104	557	230	27.75	7.889
15	30	382	40	180	50	36	35	25	30	163	256	220	10	186	40	45	177	43	35	180	48	586	230	28.99	8.289
30	25	434	40	180	61	43	35	25	30	163	314	264	10	180	40	45	190	43	35	257	0	647	230	32.17	9.269
45	20	550	40	180	83	63	35	25	30	163	428	351	10	186	40	45	196	43	35	386	-48	797	230	38.35	11.607
ALCANTARILLA TUBULAR DOBLE D = 150																									
0	30	440	50	260	46	46	35	30	30	194	300	277	10	300	40	45	277	52	40	150	150	720	320	42.14	15.158
15	30	456	50	260	57	41	35	30	30	194	368	328	10	269	40	45	258	52	40	260	70	760	320	44.09	15.912
30	25	522	50	260	70	50	35	30	30	194	453	396	10	260	40	45	260	52	40	371	0	841	320	48.08	17.875
45	20	662	50	260	95	75	35	30	30	194	615	530	10	269	40	45	280	52	40	558	-70	1042	320	60.16	22.422

DIMENSIONES Y CONSUMOS MEDIOS POR UNIDAD																									
OBL. α	β	a	b	c	d1	d2	e	f	g	h	i	j	k	l	m	n	o	p	q	x	y	L	M	ENCOFRADO m2	HORMIGON m3
ALCANTARILLA TUBULAR TRIPLE D = 100																									
0	30	458	30	165	35	35	35	20	30	142	191	174	10	191	30	40	174	37	30	95	95	633	205	28.48	6.845
15	30	475	30	165	42	31	35	20	30	142	233	203	10	171	30	40	163	37	30	165	44	664	205	27.59	6.942
30	25	536	30	165	52	38	35	20	30	142	288	245	10	165	30	40	165	37	30	236	0	736	205	30.68	7.786
45	20	672	30	165	71	52	35	20	30	142	390	328	10	171	30	40	179	37	30	354	-44	908	205	37.59	9.853
ALCANTARILLA TUBULAR TRIPLE D = 120																									
0	30	532	40	180	40	40	40	25	30	163	208	188	10	208	40	45	188	43	35	104	104	723	230	34.84	10.272
15	30	554	40	180	50	36	40	25	30	163	256	220	10	186	40	45	177	43	35	180	48	758	230	36.35	10.739
30	25	628	40	180	61	43	40	25	30	163	314	264	10	180	40	45	190	43	35	257	0	838	230	40.37	12.037
45	20	785	40	180	83	63	40	25	30	163	428	351	10	186	40	45	196	43	35	386	-48	1032	230	49.39	14.983
ALCANTARILLA TUBULAR TRIPLE D = 150																									
0	30	638	50	260	46	46	40	30	30	194	300	277	10	300	40	45	277	52	40	150	150	918	320	52.07	19.516
15	30	663	50	260	57	41	40	30	30	194	368	328	10	269	40	45	258	52	40	260	70	965	320	54.37	20.446
30	25	750	50	260	70	50	40	30	30	194	453	396	10	260	40	45	260	52	40	371	0	1099	320	60.48	22.915
45	20	942	50	260	95	75	40	30	30	194	615	530	10	269	40	45	280	52	40	558	-70	1322	320	74.22	28.616

PARAMETROS TECNICOS

VELOCIDAD DIRECTRIZ :	80 KM/H
DISTANCIA DE VISIBILIDAD DE PARADA:	125 M.
RADIO MINIMO HORIZONTAL:	230 M.
DISTANCIA DE VISIBILIDAD DE SOBREPASO:	336 M.

REPUBLICA DEL PARAGUAY

GOBERNACION DE CAAGUAZU

DISEÑO DE PAVIMENTACION TIPO EMPEDRADO

TRAMO: ACCESO A LA PASTORA -RAMAL 1 Y RAMAL 2

ALCANTARILLAS TUBULARES

CABECERAS NORMALES PARA ALCANTARILLAS CELULARES

ALCANTARILLA SIMPLE

PLANTA - ESC.: 1:100

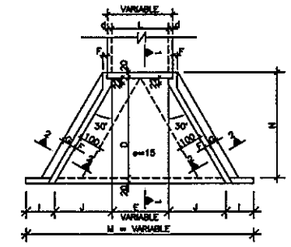

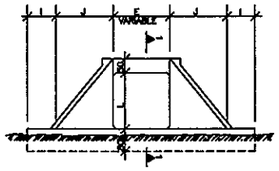

VISTA FRONTAL - ESC.: 1:100

ALCANTARILLA DOBLE

PLANTA - ESC.: 1:100

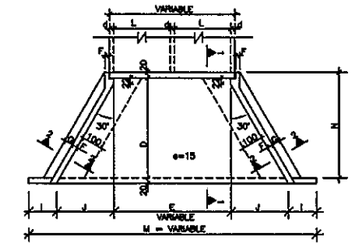

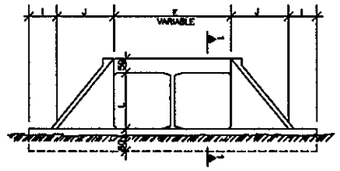

VISTA FRONTAL - ESC.: 1:100

ALCANTARILLA TRIPLE

PLANTA - ESC.: 1:100

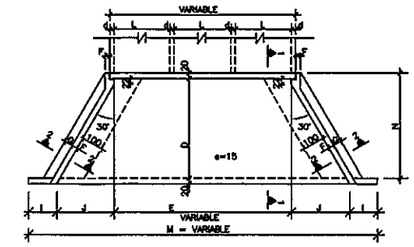

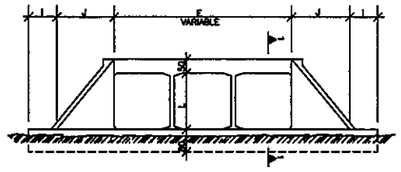

VISTA FRONTAL - ESC.: 1:100

CORTE 1-1 CORTE 2-2

ESC.: 1:100

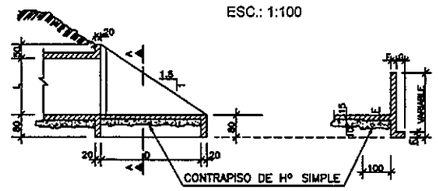

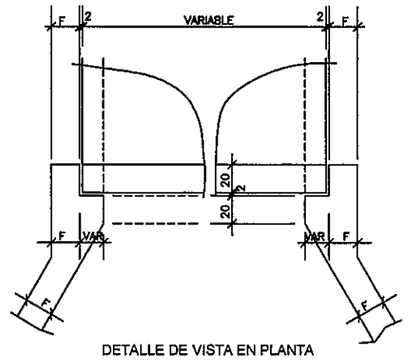

DETALLE DE VISTA EN PLANTA
ESCALA: 1:20

NOTAS

1– EL PROYECTO DE LAS CABECERAS SE APLICA A TODOS LOS TIPOS DE ALCANTARILLAS CELULARES NORMALES, ESTANDO REPRESENTADA LA ALCANTARILLA DE 2.00 x 2.00 m. PLANTA, VISTA FRONTAL Y CORTES EN ESCALA 1:100 ; DETALLE EN ESCALA 1:20.

2– LAS CANTIDADES INDICADAS EN LAS TABLAS SON PARA DOS CABECERAS COMPLETAS, ESTANDO COMPUTADAS: LAS ALAS (4x); LOSA DE PISO ENTREALAS (2x); VIGA DE BORDE INFERIOR DEL CUERPO DE LA ALCANTARILLA (2x).

3– EL CONTRAPISO BAJO LA LOSA DE PISO ENTRE ALAS ES DE HP SIMPLE fck ≥ 9 MPa DE UN ESPESOR DE 10 cm.

4– HORMIGON PARA CABECERAS fck ≥ 21 MPa.

5– NOMENCLATURA: fs = TENSION ADMISIBLE DEL SUELO BAJO LA GALERIA.

6– ADOPTAR P/ DETALLE DE ARMADURAS DE ALCANTARILLAS CELULARES DE 1,00 x 0,80m. LAS INDICACIONES P/ ALCANTARILLAS CELULARES DE 1,00 x 1,00m.

TABLA DE DIMENSIONES Y CANTIDAD DE MATERIALES PARA AMBAS CABECERAS

MEDIDAS (cm)	ALCANTARILLA SIMPLE					
	1.00x0.80m. fs > 0.09 MPa	1.00x1.00m. fs > 0.09 MPa	1.50x1.50m. fs > 0.09 MPa	2.00x2.00m. fs > 0.09 MPa	2.50x2.50m. fs > 0.10 MPa	3.00x3.00m. fs > 0.12 MPa
D	280.0	280.0	280.0	355.0	430.0	505.0
E	100.0	100.0	150.0	200.0	250.0	300.0
F	15.0	15.0	15.0	20.0	20.0	25.0
G	30.0	30.0	30.0	30.0	50.0	50.0
I	100.0	100.0	100.0	100.0	100.0	100.0
J	160.5	160.5	160.5	204.0	247.0	290.5
L	80.0	100.0	150.0	200.0	250.0	300.0
M	621.0	621.0	671.0	808.0	944.0	1081.0
N	320.0	320.0	320.0	395.0	470.0	545.0

DESCRIPCION	UNID	ALCANTARILLA SIMPLE					
		1.00x0.80m.	1.00x1.00m.	1.50x1.50m.	2.00x2.00m.	2.50x2.50m.	3.00x3.00m.
CONTRAPISO	m^3	1.69	1.69	4.35	6.30	8.70	11.55
ENCOFRADO	m^2	58.20	65.16	83.50	113.00	144.00	181.00
HORMIGON	m^3	7.11	7.96	10.85	17.86	24.35	36.53

MEDIDAS (cm)	ALCANTARILLA DOBLE				
	1.00x1.00m. fs > 0.10 MPa	1.50x1.50m. fs > 0.10 MPa	2.00x2.00m. fs > 0.13 MPa	2.50x2.50m. fs > 0.21 MPa	3.00x3.00m. fs > 0.21 MPa
D	280.0	280.0	355.0	430.0	505.0
E	215.0	2L + d			
F	15.0	15.0	20.0	20.0	25.0
G	30.0	30.0	30.0	50.0	50.0
I	100.0	100.0	100.0	100.0	100.0
J	160.5	160.5	204.0	247.0	290.5
L	100.0	150.0	200.0	250.0	300.0
M	636.0	200 + 2J + E			
N	320.0	320.0	395.0	470.0	545.0

DESCRIPCION	UNID	ALCANTARILLA DOBLE				
		1.00x1.00m.	1.50x1.50m.	2.00x2.00m.	2.50x2.50m.	3.00x3.00m.
CONTRAPISO	m^3	2.60	3.93	6.45	9.75	13.65
ENCOFRADO	m^2	71.70	92.00	120.80	155.00	193.00
HORMIGON	m^3	8.57	12.35	20.86	30.05	44.43

MEDIDAS (cm)	ALCANTARILLA TRIPLE			
	1.50x1.50m. fs > 0.10 MPa	2.00x2.00m. fs > 0.13 MPa	2.50x2.50m. fs > 0.21 MPa	3.00x3.00m. fs > 0.21 MPa
D	280.0	355.0	430.0	505.0
E	3L + 2d			
F	15.0	20.0	20.0	25.0
G	30.0	30.0	50.0	50.0
I	100.0	100.0	100.0	100.0
J	160.5	204.0	247.0	290.5
L	150.0	200.0	250.0	300.0
M	200 + 2J + E			
N	320.0	395.0	470.0	545.0

DESCRIPCION	UNID	ALCANTARILLA TRIPLE			
		1.50x1.50m.	2.00x2.00m.	2.50x2.50m.	3.00x3.00m.
CONTRAPISO	m^3	5.40	8.85	13.20	18.45
ENCOFRADO	m^2	104.00	136.00	174.00	217.00
HORMIGON	m^3	16.40	26.26	35.75	52.43

PARAMETROS TECNICOS

VELOCIDAD DIRECTRIZ :	80 KM/H
DISTANCIA DE VISIBILIDAD DE PARADA:	125 M.
RADIO MINIMO HORIZONTAL:	230 M.
DISTANCIA DE VISIBILIDAD DE SOBREPASO:	336 M.

REPUBLICA DEL PARAGUAY

GOBERNACION DE CAAGUAZU

DISEÑO DE PAVIMENTACION TIPO EMPEDRADO

TRAMO: ACCESO A LA PASTORA - RAMAL 1 Y RAMAL 2

ALCANTARILLAS CELULAR

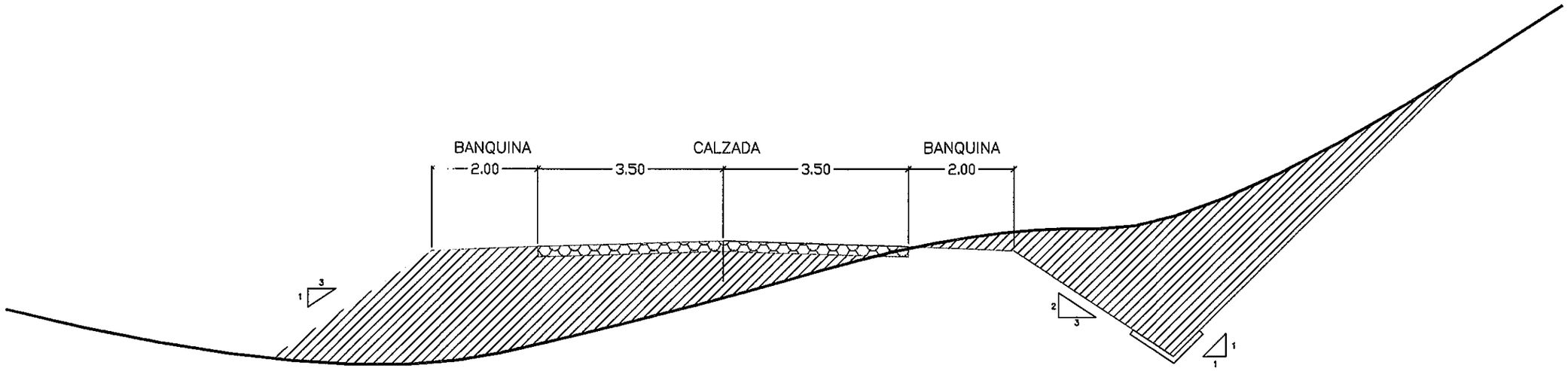

SECCION TIPO EN ZONA RURAL

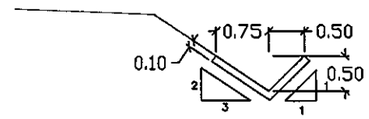

Cunetas Revestidas de Hormigon
para pendientes mayores a 3%

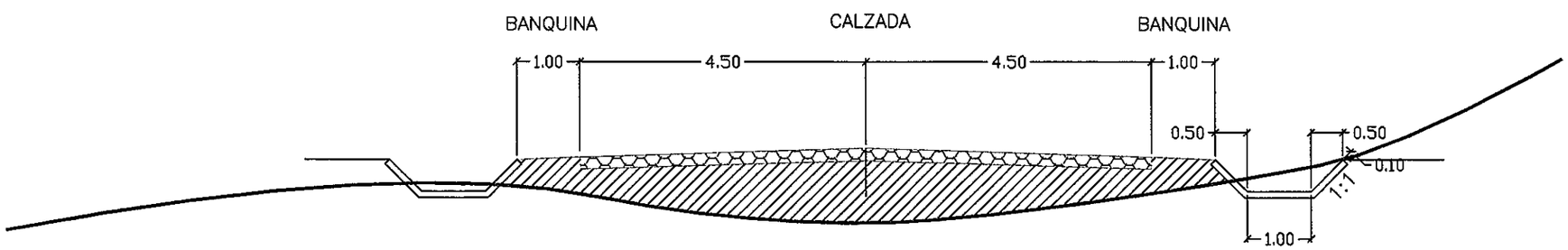

PARAMETROS TECNICOS	
VELOCIDAD DIRECTRIZ :	80 KM/H
DISTANCIA DE VISIBILIDAD DE PARADA:	125 M.
RADIO MINIMO HORIZONTAL:	230 M.
DISTANCIA DE VISIBILIDAD DE SOBREPASO:	336 M.

REPÚBLICA DEL PARAGUAY
GOBERNACIÓN DE CAAGUAZU

DISEÑO DE PAVIMENTACION TIPO EMPEDRADO
TRAMO: ACCESO A LA PASTORA - RAMAL 1 Y RAMAL 2

SECCIÓN TIPO

CONVENCIONES DE PLANIMETRÍA

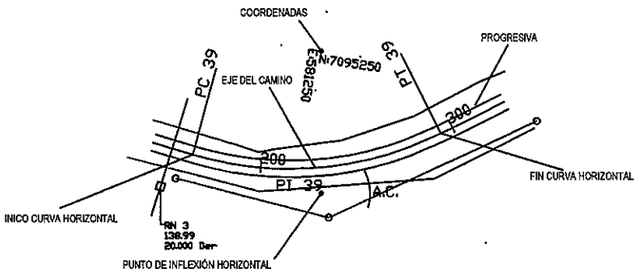

CATASTRO:

INDICADOR DE KILOMETRAJE

- CALLES O CAMINOS EXISTENTES
- ALAMBRADA
- CAUCES O CURSOS DE AGUA
- ALCANTARILLA TIPO
- SENTIDO DE ESCURRIEMIENTO

ABREVIATURAS:

PI	PUNTO DE INFLEXIÓN HORIZONTAL
PC	PUNTO DE INICIO DE CURVA HORIZONTAL
PT	PUNTO DE TERMINACIÓN DE CURVA HORIZONTAL
TE	PUNTO DE INICIO DE CURVA DE TRANSICIÓN(ESPIRAL)
EC	PUNTO DE FIN DE ESPIRAL E INICIO DE CURVA CIRCULAR
CE	PUNTO DE TERMINACIÓN DE CURVA CIRCULAR E INICIO DE ESPIRAL
ET	PUNTO DE FIN DE CURVA DE TRANSICIÓN(ESPIRAL)
PL	PUNTO DE LINEA
Prog.	PROGRESIVA
A.C.	ANGULO DE DEFLEXIÓN
R	RADIO DE CURVA HORIZONTAL
D	DESARROLLO DE CURVA
T	TANGENTE
E	EXTERNA
d.p.m	DEFLEXIÓN POR METRO
P	PERALTE
Sa	SOBREANCHO
RN	REFERENCIA DE NIVEL
A.L	AMBOS LADOS
L.I	LADO IZQUIERDO
L.D	LADO DERECHO

CONVENCIONES DE ALTIMETRÍA

PERFIL LONGITUDINAL DEL PROYECTO

CUADRO DE RN

RN	N°progresiva	Dist. al E	I/d	Cota	Este	Norte
RN 3	1+500	20.00	D	138.987	564697.01	7101608.65
RN 4	2+000	20.00	D	138.083	565137.51	7101367.68
RN 5	2+500	20.00	D	128.668	565633.60	7101287.93
RN 6	3+000	20.00	D	124.553	566103.17	7101155.91

CUADRO DE DATOS DE REFERENCIAS DE NIVEL

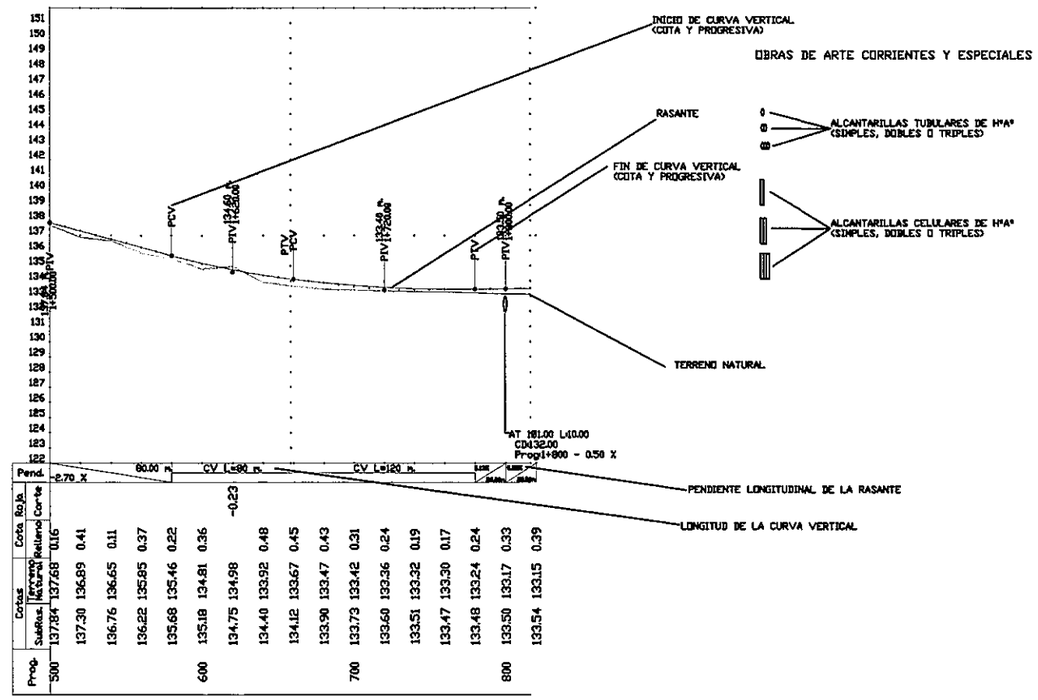

ESCALA HORIZONTAL

ABREVIATURAS:

PIV	PUNTO DE INFLEXIÓN VERTICAL
PCV	PUNTO DE INICIO DE CURVA VERTICAL
PTV	PUNTO DE TERMINACIÓN DE CURVA VERTICAL
L	LONGITUD DE CURVA VERTICAL
e	ORDENADA MAXIMA DE LA CURVA VERTICAL
AT H°A°	ALCANTARILLA TUVULAR DE HORMIGÓN ARMADO
AC H°A°	ALCANTARILLA CELULAR DE HORMIGON ARMADO
CD	COTA DE DESAGUE ALCANTARILLA
I/D - D/I	SENTIDO DE ESCURRIMIENTO (IZQUIERDA-DERECHA O DERECHA-IZQUIERDA)
i	PENDIENTE LONGITUDINAL DE LA ALCANTARILLA
Long	LONGITUD DE AICANTARILLAS
NAM	NIVEL DE AGUAS MAXIMAS(OBSERVADO)
A.L	AMBOS LADOS
L.I	LADO IZQUIERDO
L.D	LADO DERECHO

PARAMETROS TECNICOS

VELOCIDAD DIRECTRIZ :	80 KM/H
DISTANCIA DE VISIBILIDAD DE PARADA:	125 M.
RADIO MINIMO HORIZONTAL:	230 M.
DISTANCIA DE VISIBILIDAD DE SOBREPASO:	336 M.

REPÚBLICA DEL PARAGUAY

GOBERNACION DE CAAGUAZU

DISEÑO DE PAVIMENTACION TIPO EMPEDRADO

TRAMO: ACCESO A LA PASTORA - RAMAL 1 Y RAMAL 2

CONVENCIONES Y ABREVIATURAS

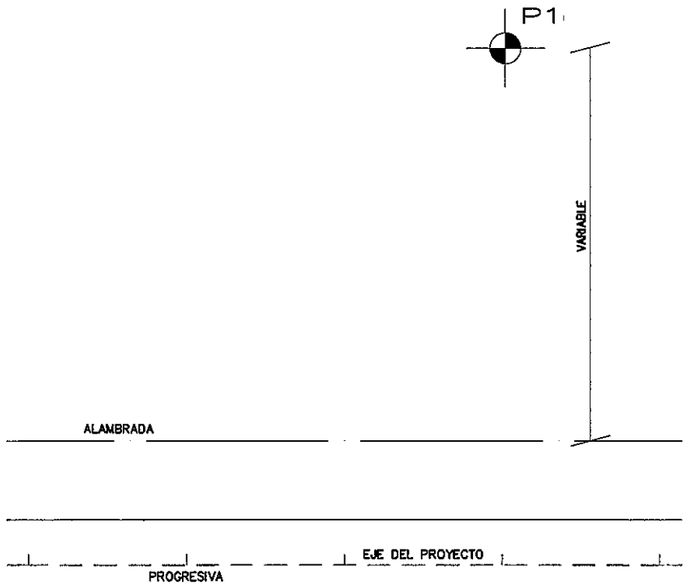

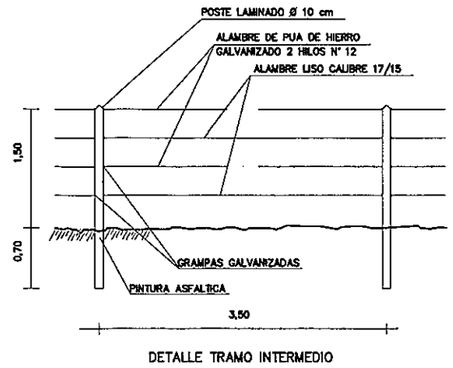

DETALLE TRAMO INTERMEDIO

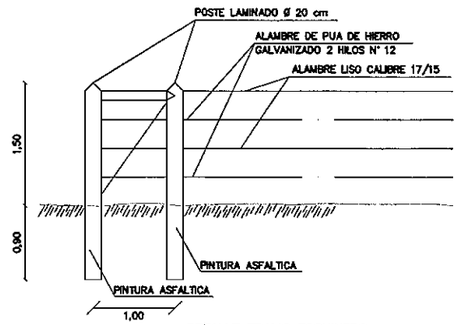

DETALLE TRAMO ESQUINERO



ATADURA PARA ALAMBRE

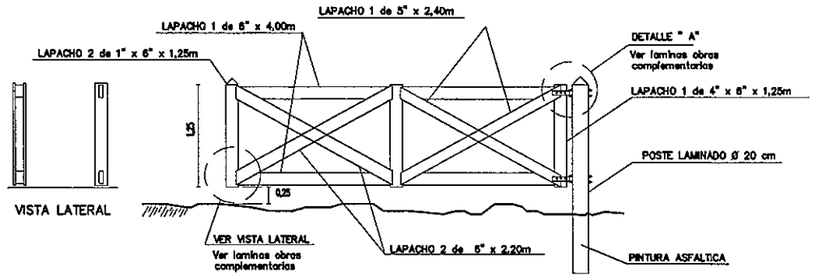

DETALLE PORTON DE ACCESO

PROTECCION DE PRESTAMO

PLANTA GENERAL – ESC.:1:1.000

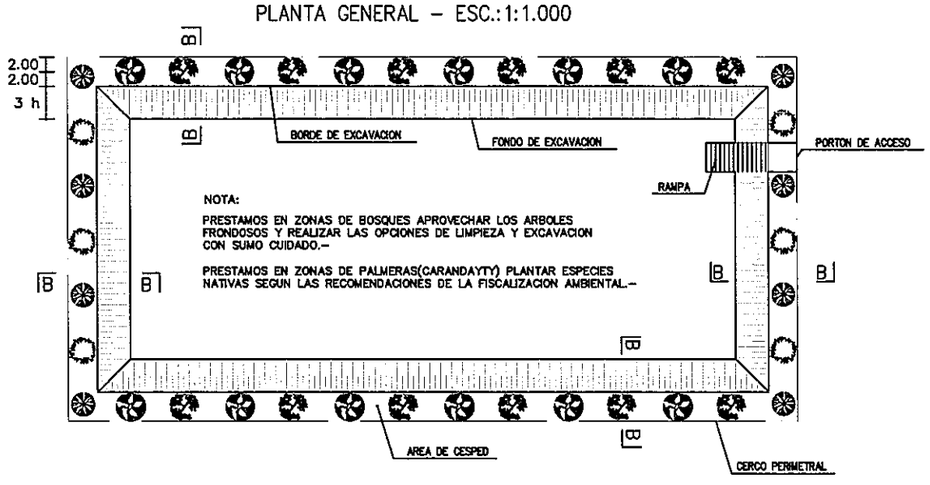

CORTE B–B – ESC.:1.75

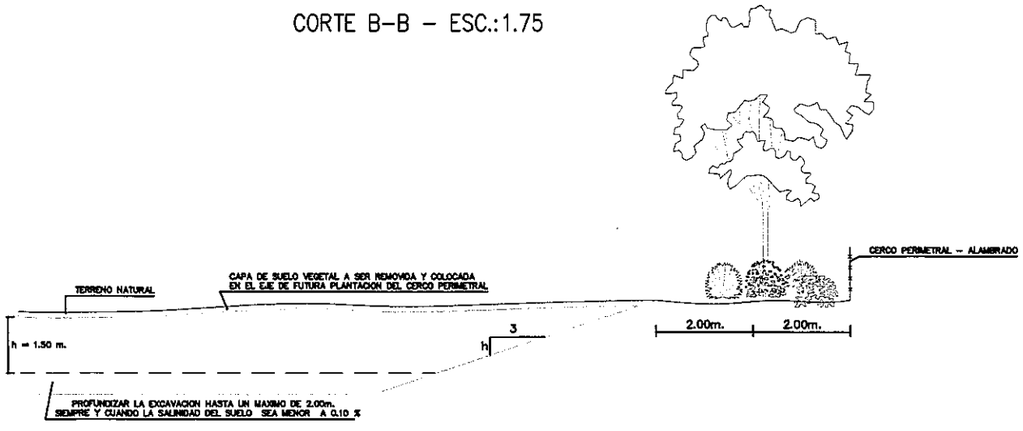

PARAMETROS TECNICOS	
VELOCIDAD DIRECTRIZ :	80 KM/H
DISTANCIA DE VISIBILIDAD DE PARADA:	125 M.
RADIO MINIMO HORIZONTAL:	230 M.
DISTANCIA DE VISIBILIDAD DE SOBREPASO:	336 M.

REPÚBLICA DEL PARAGUAY

GOBERNACION DE CAAGUAZU

DISEÑO DE PAVIMENTACION TIPO EMPEDRADO

TRAMO: ACCESO A LA PASTORA - RAMAL 1 Y RAMAL 2

PROTECCION FORESTAL

DEFENSA METALICA

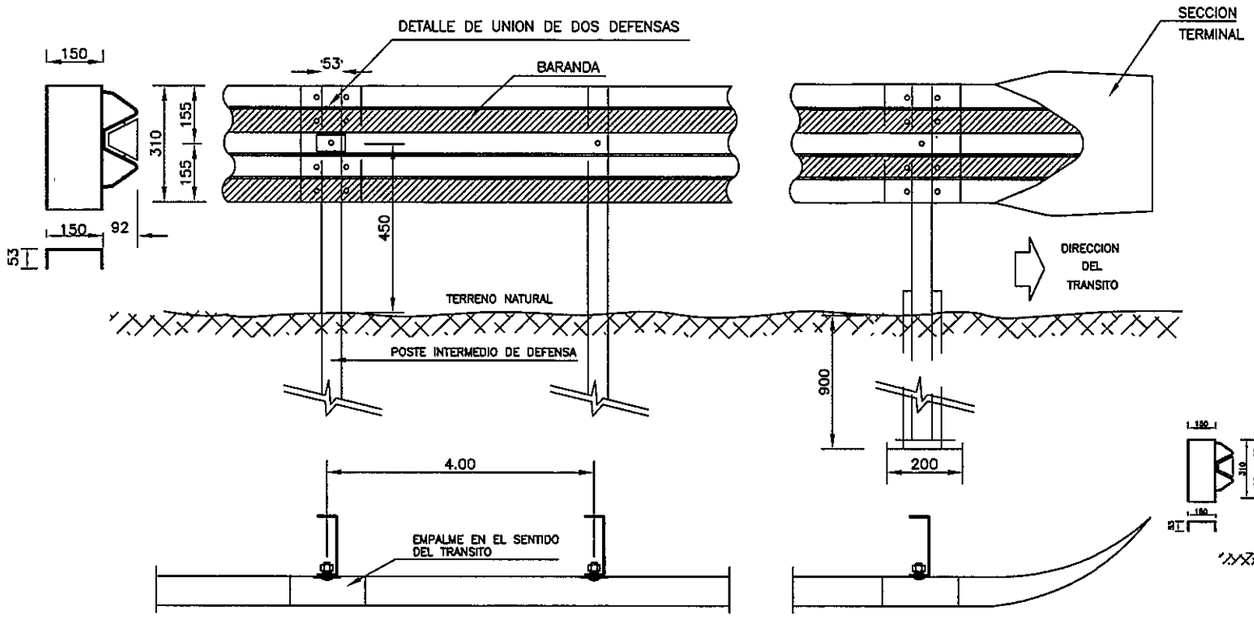

INSTALACION EN TERRAPLENES ALTOS

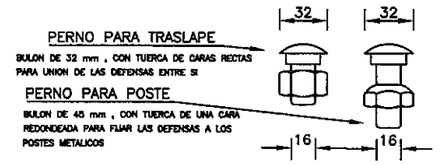

DETALLE DE TUERCA Y BULON

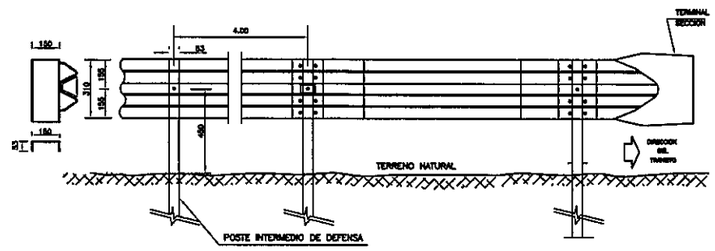

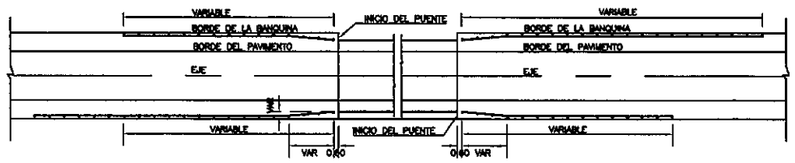

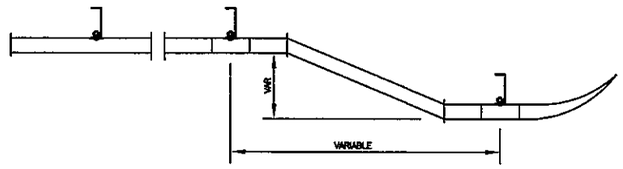

INSTALACION EN PUENTES

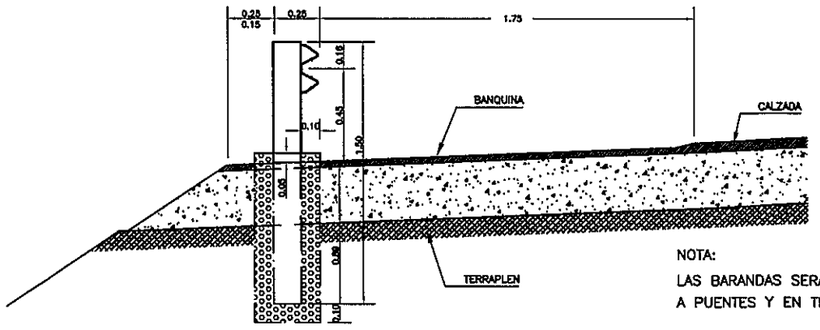

NOTA:
LAS BARANDAS SERAN INSTALADAS EN LOS ACCESOS A PUENTES Y EN TERRAPLENES ELEVADOS

PARAMETROS TECNICOS	
VELOCIDAD DIRECTRIZ :	80 KM/H
DISTANCIA DE VISIBILIDAD DE PARADA:	125 M.
RADIO MINIMO HORIZONTAL:	230 M.
DISTANCIA DE VISIBILIDAD DE SOBREPASO:	336 M.

REPÚBLICA DEL PARAGUAY

GOBERNACION DE CAAGUAZU

DISEÑO DE PAVIMENTACION TIPO EMPEDRADO

TRAMO: ACCESO A LA PASTORA - RAMAL 1 Y RAMAL 2

BARANDA DE DEFENSA TIPO FLEX BEAM

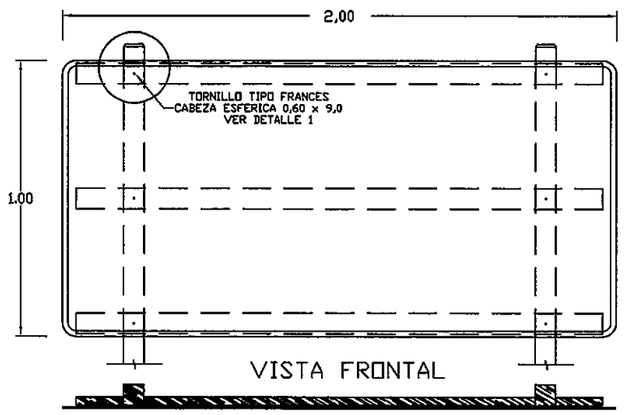

VISTA FRONTAL

PLANTA

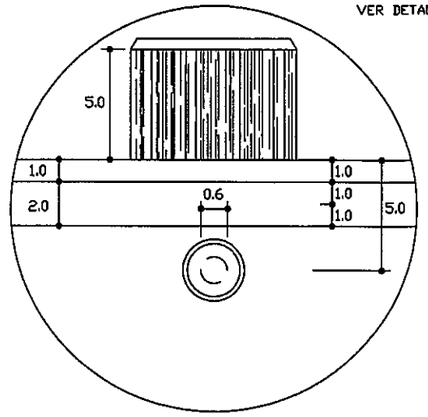

DETALLE 1

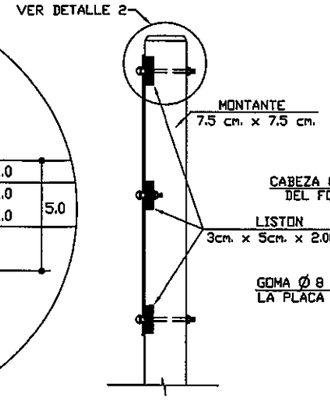

VISTA LATERAL

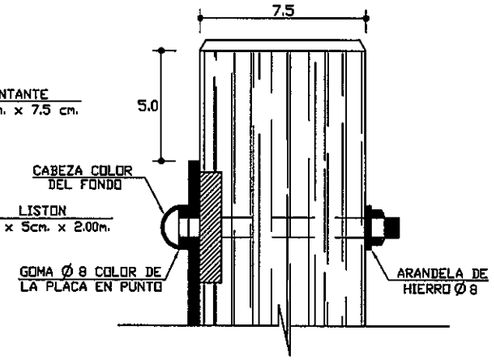

DETALLE 2

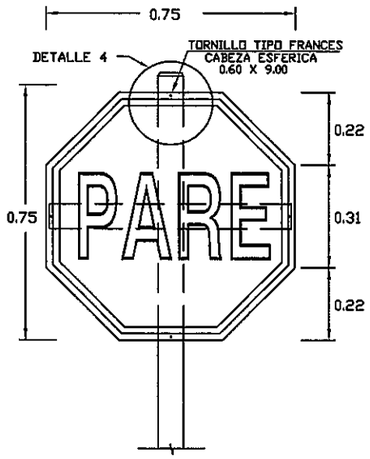

VISTA FRONTAL

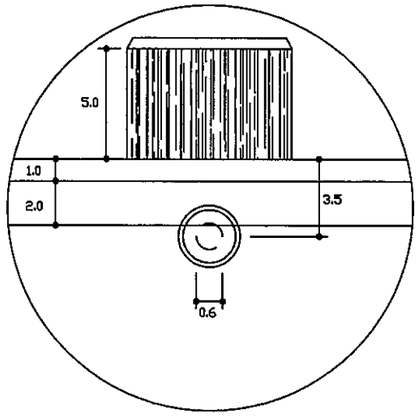

DETALLE 3

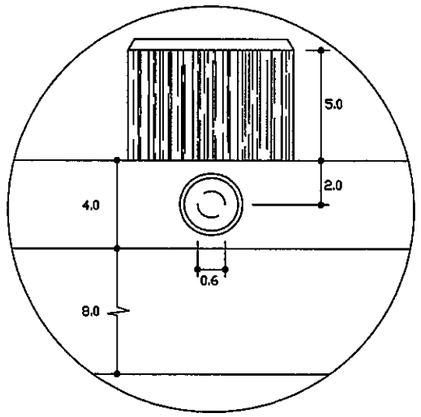

DETALLE 4

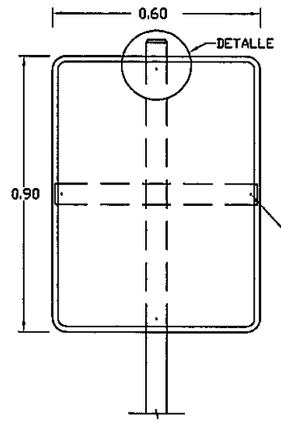

VISTA FRONTAL

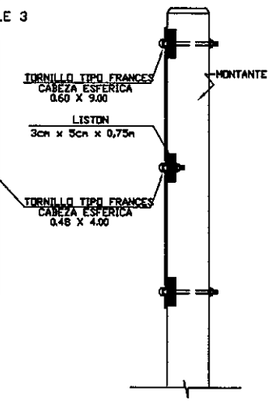

VISTA LATERAL

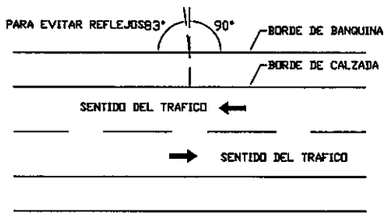

PLANTA DE UBICACION

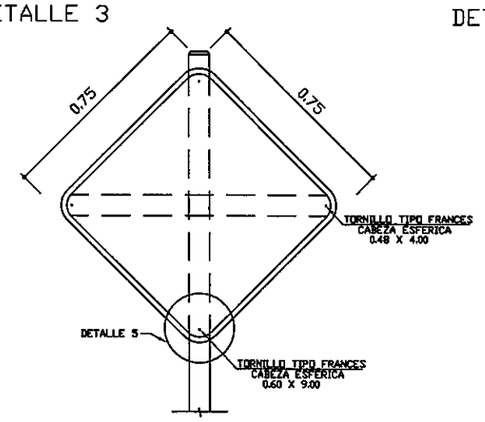

VISTA FRONTAL

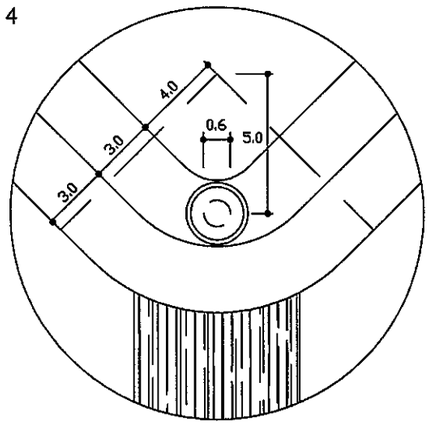

DETALLE 5

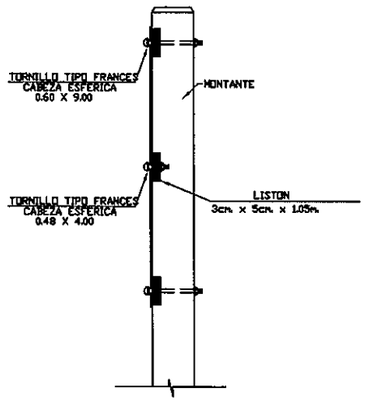

VISTA LATERAL

PARAMETROS TECNICOS

VELOCIDAD DIRECTRIZ :	80 KM/H
DISTANCIA DE VISIBILIDAD DE PARADA:	125 M.
RADIO MINIMO HORIZONTAL:	230 M.
DISTANCIA DE VISIBILIDAD DE SOBREPASO:	336 M.

REPÚBLICA DEL PARAGUAY

GOBERNACION DE CAAGUAZU

DISEÑO DE PAVIMENTACION TIPO EMPEDRADO

TRAMO: ACCESO A LA PASTORA - RAMAL 1 Y RAMAL 2

SEÑALIZACION

SEÑALES REGLAMENTARIAS

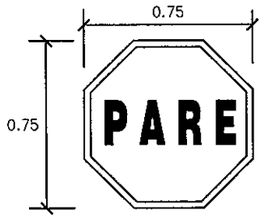

R-I



R-2

SEÑALES DE SERVICIOS

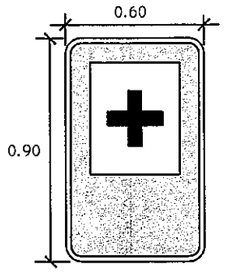

SA- I

SEÑAL EDUCATIVA

E-I

SEÑALES INFORMATIVAS

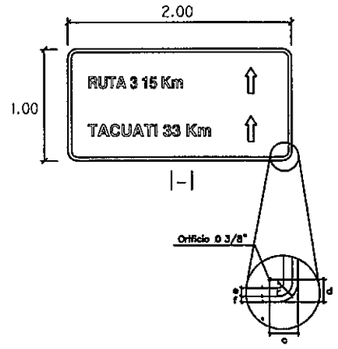

I-I

COLORES	DIMENSIONES
Fondo – Verde *	a = 200 cm
Borde – Blanco *	b = 100 cm
Letras – Blanco *	c = 20 cm
Flechas – Blanco *	d = 10 cm
Número – Blanco *	e = 3 cm
	f = 2 cm
*= reflectantes	r = 7 cm

SEÑALES DE ADVERTENCIA

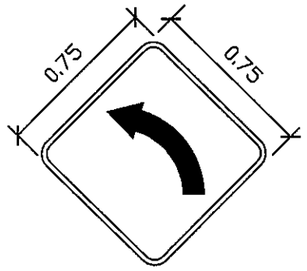

A-I



A-2



A-3



A-4

A-5



A-6



A-7

A-8

A-9

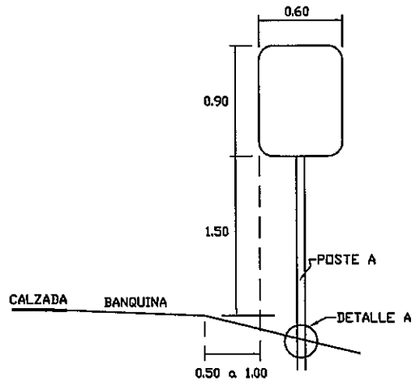

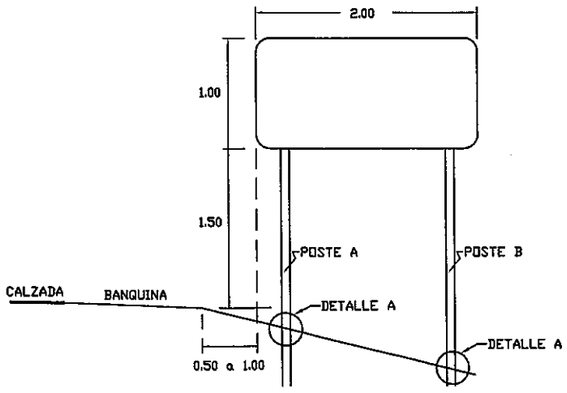

VISTA FRONTAL

DETALLE DE CARTELES

Dimensiones en "cm"

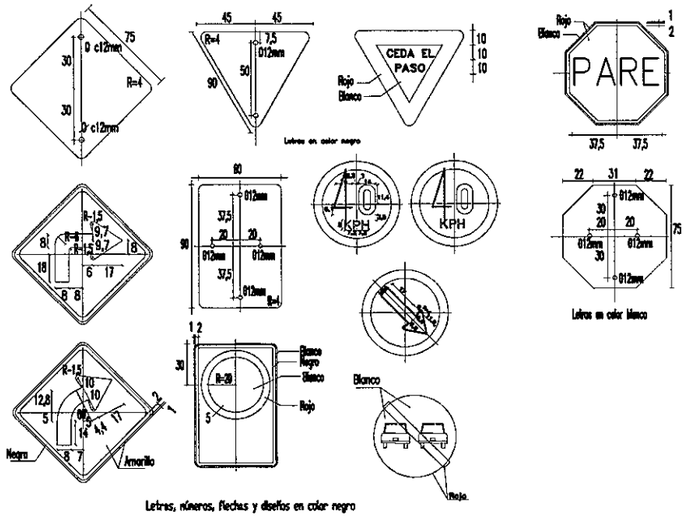

VISTA FRONTAL

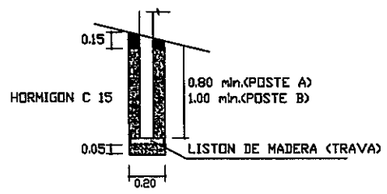

DETALLE A

OBSERVACION:
LAS MEDIDAS DE LOS CARTELES EN m.
LAS MEDIDAS DE LOS DETALLES EN cm.

PARAMETROS TECNICOS

VELOCIDAD DIRECTRIZ :	80 KM/H
DISTANCIA DE VISIBILIDAD DE PARADA:	125 M.
RADIO MINIMO HORIZONTAL:	230 M.
DISTANCIA DE VISIBILIDAD DE SOBREPASO:	336 M.

REPÚBLICA DEL PARAGUAY

GOBERNACION DE CAAGUAZU

DISEÑO DE PAVIMENTACION TIPO EMPEDRADO

TRAMO: ACCESO A LA PASTORA - RAMAL 1 Y RAMAL 2

SEÑALIZACION

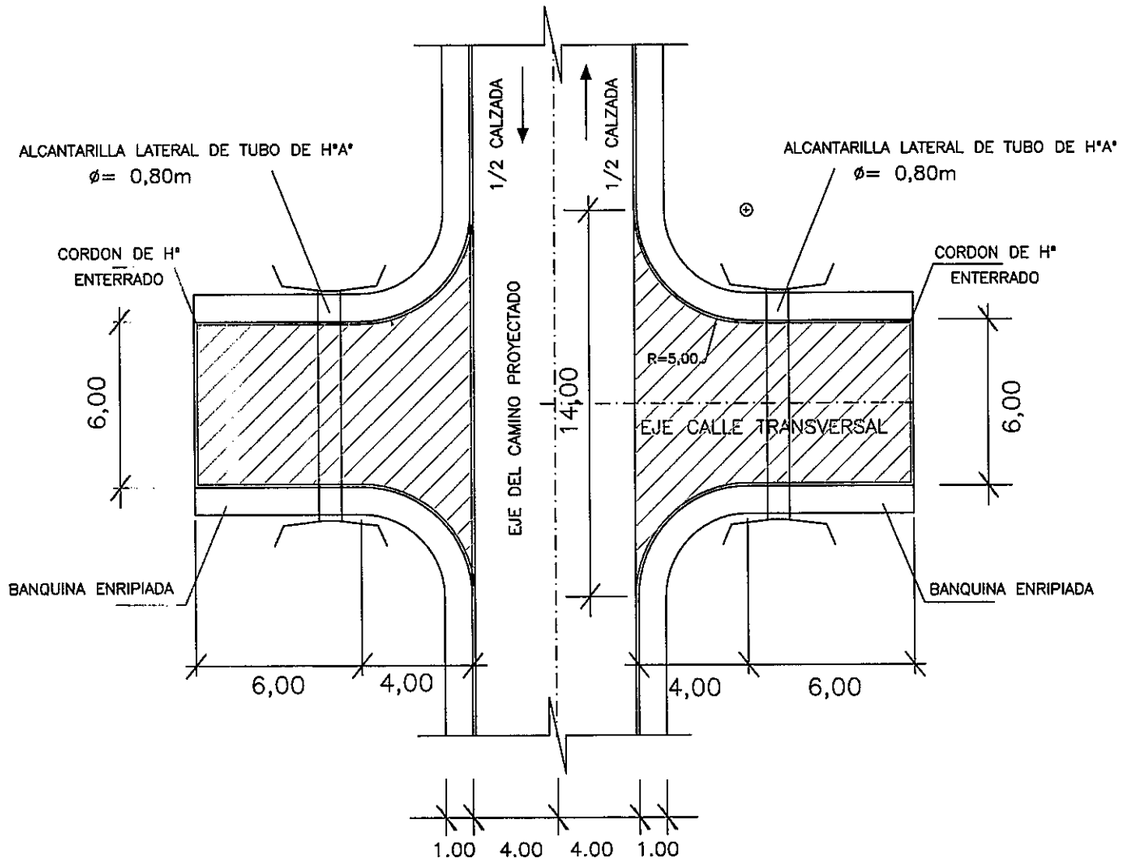

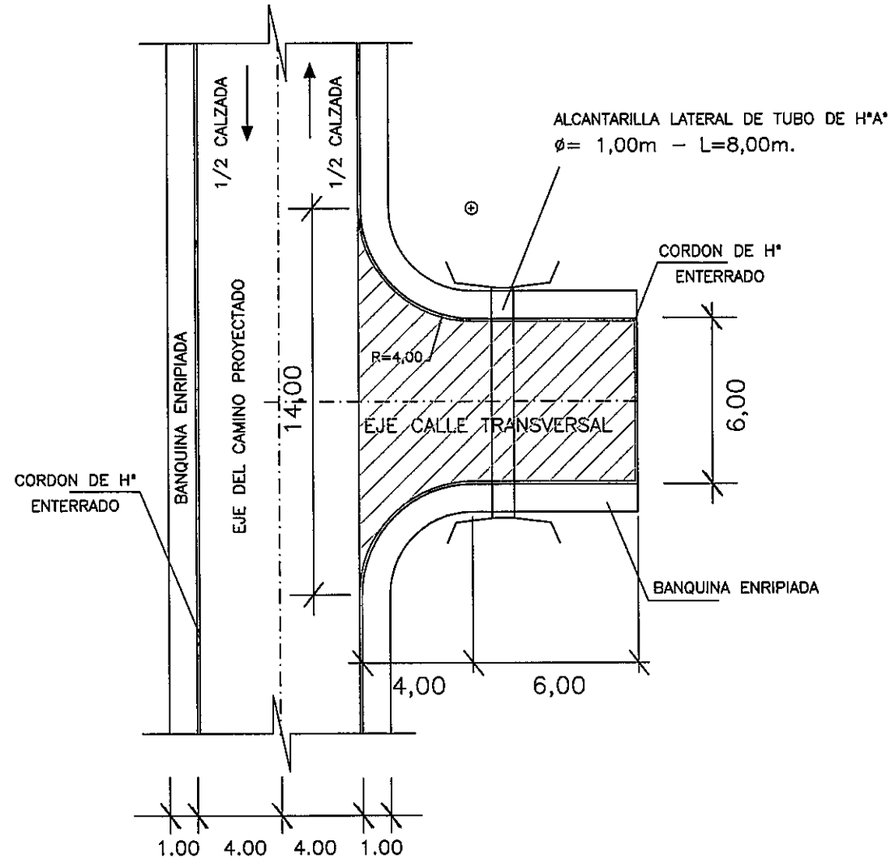

EMPALME CALLE TRANSVERSAL
PAVIMENTO TIPO EMPEDRADO

PARAMETROS TECNICOS	
VELOCIDAD DIRECTRIZ :	80 KM/H
DISTANCIA DE VISIBILIDAD DE PARADA:	125 M.
RADIO MINIMO HORIZONTAL:	230 M.
DISTANCIA DE VISIBILIDAD DE SOBREPASO:	336 M.

REPÚBLICA DEL PARAGUAY

GOBERNACION DE CAAGUAZU

DISEÑO DE PAVIMENTACION TIPO EMPEDRADO

TRAMO: ACCESO A LA PASTORA - RAMAL 1 Y RAMAL 2

ACCESOS